

Weekly Stock Market Report

Thursday, August 17, 2017

Broad Market Measurement

	17-Aug-17	10-Aug-17	% Change
Trailing P/E	16.68	16.65	▲ 0.18%
Annualized P/E	18.21	18.21	▲ 0.02%
Price/ NAV	2.29	2.29	▲ 0.10%
Dividend Yield	2.88%	2.86%	▲ 0.80%
Market RSI	56.41	68.22	▼ -17.3%

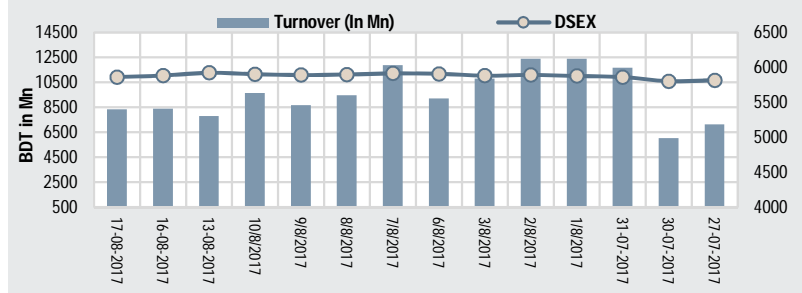
Economic Update

	9-Aug-17	2-Aug-17	% Change
Forex Reserve(mn \$)	33076.23	32958.32	▲ 0.4%
Call Money Rate	3.58	3.60	▼ -0.6%
Dollar Exchange Rate	80.70	80.70	▲ 0.0%
Euro Exchange	104.04	104.95	▼ -0.9%
Pound Exchange Rate	95.00	94.91	▲ 0.1%

Market Breadth

Losers	228.00
Unchanged	15.00
Gainers	90.00

DSE Weekly Overview



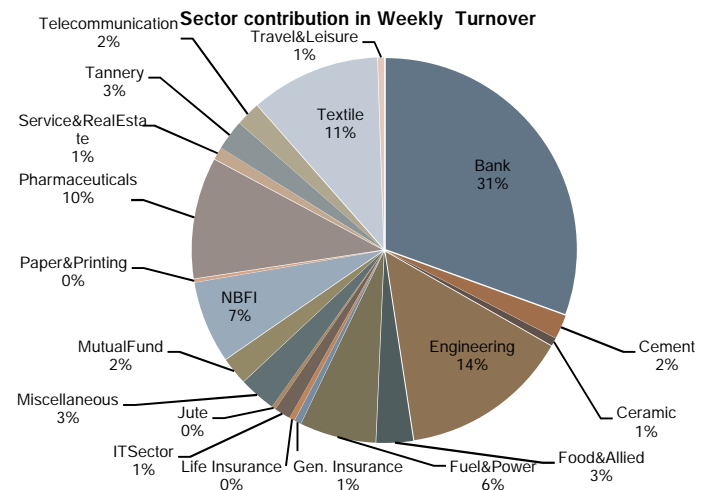
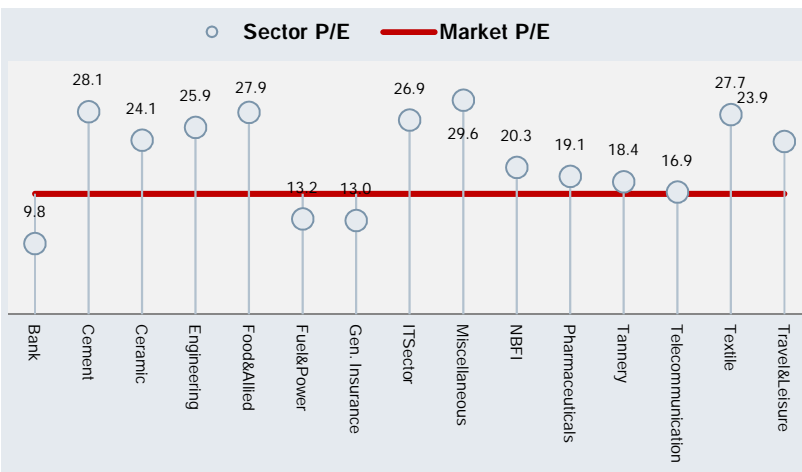
Index	Close	Open	% Change	Point Change
DSEX	5861.12	5901.81	▼ -0.7%	▼ -40.69
DS30	2109.10	2125.72	▼ -0.8%	▼ -16.62

Market Activities Summary

	This Week	Prev. Week	% Change
Avg. Daily Turnover (BDT mn)	8154.72	9758.91	▼ -16.4%
Avg. Daily Turnover (USD mn)	101.20	121.11	▼ -16.4%
Total No of Trade	395683	717045.00	▼ -44.8%
Avg. Trade Volume	250462144	349414870.80	▼ -28.3%

Weekly Sector Overview

	Listed Company	Trailing P/E	P/B	Average Daily Turnvoer BDT (mn)	% Δ in Average Turnover	Trade Volume	% Change in volume	Sector Capitalization (BDT In Mn)	Weekly Return
Bank	30.0	9.8	1.21	2473.76	-6%	98986472	-12%	635346.24	-0.05%
Cement	7.0	28.1	3.52	165.12	-25%	1567195	-32%	129111.31	-2.44%
Ceramic	5.0	24.1	1.88	53.44	-10%	1328089	-16%	26021.97	-1.32%
Engineering	34.0	25.9	2.40	1162.92	-11%	13627947	-25%	210029.58	-0.66%
Food&Allied	18.0	27.9	15.48	252.61	-25%	8024310	-26%	257714.89	-0.10%
Fuel&Power	18.0	13.2	1.80	521.94	-8%	5512952	-19%	399969.39	0.05%
Gen. Insurance	35.0	13.0	1.03	47.40	-51%	2260488	-53%	41192.20	-0.80%
Life Insurance	12.0	0.0	0.00	38.14	-25%	832323	8%	46501.97	-1.48%
ITSector	7.0	26.9	2.49	111.63	-43%	3216967	-41%	13538.74	-2.22%
Jute	3.0	-23.9	3.58	27.69	-43%	65845	-49%	1831.77	-1.84%
Miscellaneous	12.0	29.6	1.24	252.81	-2%	5064038	-24%	101681.03	-0.93%
MutualFund	35.0	1157.2	0.00	189.89	-51%	22315816	-49%	43476.00	-1.77%
NBFI	23.0	20.3	2.54	562.36	-20%	13407281	-27%	246272.90	-0.81%
Paper&Printing	2.0	-44.7	1.20	21.65	-16%	741061	-3%	2166.16	1.27%
Pharmaceuticals	28.0	19.1	3.19	830.39	22%	17196306	-5%	492365.34	-0.61%
Service&RealEstate	4.0	17.3	2.59	87.31	-57%	1870238	-56%	20597.96	-1.96%
Tannery	6.0	18.4	4.10	205.65	6%	3353593	-1%	28437.64	-0.12%
Telecommunication	2.0	16.9	14.01	166.63	26%	564208	6%	548726.99	2.87%
Textile	48.0	27.7	1.17	888.14	-37%	47428254	-41%	123977.25	-2.44%
Travel&Leisure	4.0	23.9	0.67	43.35	-46%	2444615	-38%	25593.25	-2.41%



Weekly Observation

Broad Index lost 41 points (0.7%) in this week with average daily turnover decreasing by 16.4%

Broad index ended this trading week with -40.69 points in the red. This week only had 3 trading days. On the first day, index gained -19.79 points. However, during the remaining two days, index closed red with combined index loss of -60.48 points. Among the large cap sectors, only Telecommunication and Fuel & Power gained 2.87% and 0.05% respectively. Average daily turnover decreased by 16.4% comparing to previous week. Meanwhile, Average Trade Volume decreased by 28.3% and total number of trades decreased by 44.8%.

Among major economic updates, the banking sector posted a growth of 31.29% YoY in consumer lending last year riding on growing purchasing power of the middle class. Bangladesh's imports grew 9% year-on-year in fiscal 2016-17 as the demand for capital machinery, industrial raw materials and food grain at home soared. Bangladesh's merchandise trade deficit with the rest of the world widened 46.62% in the past fiscal, leaving its current-account balance in the red. The government is set to build another floating liquefied natural gas terminal as it makes an earnest push towards addressing Bangladesh's gas scarcity.

Top gaining stocks were SAMATALETH (+22.75%), BBSCABLES (+19.45%), and PUBALIBANK (+17.50%). Conversely, top losing stocks were SUNLIFEINS (-12.45%), IMAMBUTTON (-9.45%), and CAPMBDBLMF (-9.28%). BBSCABLES topped the weekly turnover list followed IFIC, UTTARABANK, IFADAUTOS, CNATEX, and CITYBANK.

-Ahmed Irtiza

Weekly Top Performer

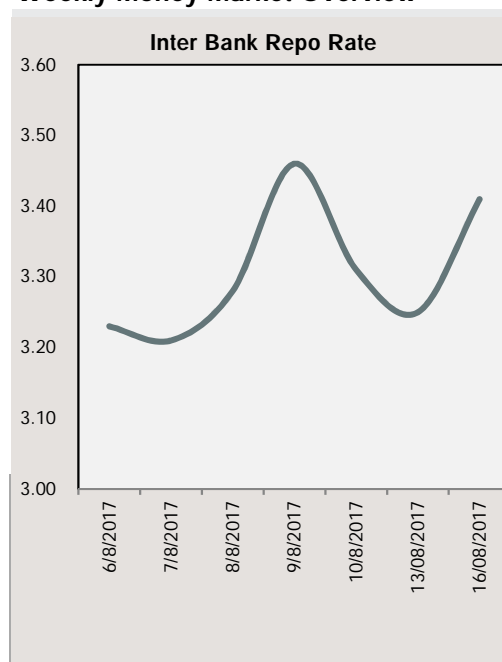
Turnover Leaders			
Company	Closing Price	% Δ	Avg. Daily Turnover (mn)
BBSCABLES	130.80	19.5%	381.40
IFIC	19.70	-1.5%	279.39
UTTARABANK	33.10	15.7%	244.40
IFADAUTOS	161.20	1.5%	239.63
CNATEX	13.10	-6.4%	187.19
CITYBANK	42.00	-4.1%	171.08
FORTUNE	54.60	-3.4%	166.96
PUBALIBANK	28.20	17.5%	154.35
GP	392.00	3.1%	143.47
MERCANBANK	24.90	-0.8%	140.24

Top Gainers/Least Losers			
Company	Closing Price	% Δ	Avg. Daily Turnover (mn)
SAMATALETH	51.80	22.75%	5.00
BBSCABLES	130.80	19.45%	381.40
PUBALIBANK	28.20	17.50%	154.35
MONNOSTAF	781.10	16.44%	3.96
UTTARABANK	33.10	15.73%	244.40
SAVAREFR	85.00	14.25%	0.28
JMISMDL	217.50	12.29%	90.22
GOBALLPEN	114.00	11.66%	35.87
DUTCHBANGL	140.70	11.40%	94.55
IBNSINA	275.30	9.81%	95.45

Market Cap Leaders			
Company	Closing Price	% Δ	Avg. Daily Turnover (mn)
GP	392.00	3.1%	143.47
SQURPHARMA	280.30	-1.0%	65.00
BATBC	2978.20	0.6%	1.01
ICB	183.60	-1.1%	22.58
BRACBANK	82.70	-1.2%	79.39
LAFSURCEML	60.00	-3.2%	40.90
RENATA	1133.30	0.6%	3.02
UPGDCL	173.90	0.3%	60.01
OLYMPIC	280.60	-1.8%	18.09
ISLAMIBANK	33.90	0.9%	58.13

Top Losers/Least Gainers			
Company	Closing Price	% Δ	Avg. Daily Turnover (mn)
SUNLIFEINS	21.10	-12.45%	3.24
IMAMBUTTON	18.20	-9.45%	0.24
CAPMBDBLMF	8.80	-9.28%	0.76
DULAMIACOT	11.80	-8.53%	0.30
ICBAMCL2ND	9.10	-8.08%	0.51
BEACHHATCH	16.30	-7.91%	3.71
FUWANGFOOI	23.60	-7.81%	118.09
REGENTTEX	25.20	-7.01%	17.81
1STPRIMFMF	16.20	-6.90%	10.17
MAKSONSPIN	11.20	-6.67%	6.33

Weekly Money Market Overview



Source: Bangladesh Bank

Weekly Stock Market Report

Sectorwise Traded Script

Weekly Market Statistics										Market Technics						
Ticker	Close	High	Low	Avg Daily Volume	Avg Daily Turnover (BDTmn)	Δ in Turnover	% of Sector	weekly Return	RSI****	EMA (10)****	Market Cap	Trading P/E*	P/B**	ROE***		
Textile																
SONARGAOI	48.2	49.4	48.0	73165	3.54	▼ -37%	0.38%	▼ -1%	39.72	34.06	4499	21.48	3.03	13.7%		
SQUARETEX	46.5	47.5	46.4	1333276	62.41	▼ -54%	6.76%	▼ -2%	49.22	71.78	5408	8.62	0	0		
TALLUSPIN	10.8	11.3	10.7	103681	1.14	▲ 19%	0.12%	▼ -3%	36.22	19.36	965	0.00	0.73	-1.4%		
TOSRIFA	27.1	27.8	26.8	328648	9.02	▲ 33%	0.98%	▲ 0%	38.59	18.00	1712	15.96	0.82	6.6%		
TUNGHAI	17.9	19.2	17.7	3896513	72.16	▼ -45%	7.82%	▼ -2%	51.74	12.11	1909	21.39	1.49	9.4%		
ZAHEENSPIN	27.0	27.6	26.7	1429798	38.83	▼ -8%	4.21%	▼ 0%	48.88	19.34	2314	25.13	2.13	11.2%		
ZAHINTEX	19.0	19.6	18.8	508262	9.71	▼ -47%	1.05%	▼ -3%	32.90	20.41	1413	20.72	0.72	4.8%		

Weekly Stock Market Report

Latest Corporate Declarations

Ticker	Declared Dividend	EPS	NAV	Cash Flow	Record Date
SANDHANINS	20%B	1.68	21.56	-7.58	20.08.2017
RUPALILIFE	10%C				24.08.2017
BDLAMPS	30%C	4.20	93.71	-4.68	29.8.2017
PRIMELIFE	25%C				30.8.2017
EBLNRBMF	20%C 10%RIU	1.14	11.86	1.15	5.9.2017
ABB1STMF	3%C 10%RIU	1.28	12.78	1.26	5.9.2017
PHPMF1	2.5%C 10%RIU	1.22	11.86	0.77	5.9.2017
POPULAR1MF	3.5%C 10%RIU	1.30	12.14	1.23	5.9.2017
SEMLLECMF	10%C	0.96	11.03	-0.02	31.8.2017
GREENDELMF	5%C	0.43	11.54	0.00	31.8.2017
DBH1STMF	5%C	0.43	11.50	0.25	31.8.2017
ICB2NDNRB	12%C	1.10	12.58	0.18	6.09.2017
ICBAMCL2ND	6%C	0.67	10.61	0.10	6.09.2017
ICB3RDNRB	5%C	0.64	9.12	0.10	6.09.2017
IFILISLMF1	7.5%C	0.90	10.38	0.09	6.09.2017
ICBSONALI1	7.5%C	0.90	10.44	0.18	6.09.2017
ICBEPMF1S1	6.5%C	0.76	9.47	0.06	6.09.2017
PRIME1ICBA	7%C	0.79	9.76	0.12	6.09.2017
PF1STMF	5%C	0.62	9.47	0.07	6.09.2017

Right Offers

Ticker	Right Proposal	Record Date	Premium
SOUTHEASTB	1R:2	Proposed	Par
ZAHEENSPIN	1R:1	Proposed	Par
LANKABAFIN	1R:2	Proposed	Par

Weekly Block Transactions

Instr Code	Max Price	Min Price	Trades	Quantity	Value(In mn)
ACI	522.00	522.00	3.00	20000.0	10.44
ACTIVEFINE	50.50	50.50	1.00	10150.0	0.51
BANKASIA	20.60	20.60	1.00	27000.0	0.56
BATBC	2961.00	2961.00	1.00	7220.0	21.38
BXPHERMA	106.00	106.00	1.00	40000.0	4.24
CITYBANK	43.40	43.40	1.00	559780.0	24.29
DSHGARME	346.00	346.00	9.00	82590.0	28.58
EBL	45.50	45.50	1.00	33000.0	1.50
GP	388.00	382.40	4.00	67641.0	26.18
IFADAUTOS	161.00	161.00	2.00	85000.0	13.69
LAFSURCEML	59.50	59.50	1.00	104000.0	6.19
PREMIERLEA	17.40	17.40	1.00	31000.0	0.54
SALVOCHEM	26.90	26.40	5.00	900000.0	23.96

LBSL's Research Reports are also available on
Bloomberg LANB <GO>
lankabangla.duinvest.com

Disclaimers

This document ("the Report") is published by LankaBangla Securities Ltd ("LBSL") for information only of its clients. All information and analysis in this Report have been compiled from and analyzed on the basis of LBSL's own research of publicly available documentation and information. LBSL has prepared the Report solely for informational purposes and consistent with Rules and regulations of SEC. The information provided in the Report is not intended to, and does not encompass all the factors to be considered in a best execution analysis and related order routing determinations. LBSL does not represent, warrant, or guarantee that the Report is accurate. LBSL disclaims liability for any direct, indirect, punitive, special, consequential, or incidental damages related to the Reports or the use of the Report. The information and analysis provided in the Report may be impacted by market data system outages or errors, both internal and external, and affected by frequent movement of market and events. Certain assumptions have been made in preparing the Report, and changes to the assumptions may have a material impact on results. The Report does not endorse or recommend any particular security or market participant. LBSL, its analysts and officers confirm that they have not received and will not receive any direct or indirect compensation in exchange for expressing any specific recommendation, opinion or views in its Report. The information and data provided herein is the exclusive property of LBSL and cannot be redistributed in any form or manner without the prior written consent of LBSL. This disclaimer applies to the Report in their entirety, irrespective of whether the Report is used or viewed in whole or in part.

LBSL Capital Market Research Department

Md. Mahfuzur Rahman Head of Research mrahman@lbsbd.com

Analyst	Designation	E-mail
Md. Rezwanur Rahman	Senior Research Associate	rezwanur.rahman@lbsbd.c
Salma Yeasmin Xinat	Senior Research Associate	salma@lbsbd.com
Debashish Sutradhar	Senior Research Associate	debashish.sutradhar@lbsbd
Quazi Naureen Ahmed	Research Associate	naureen.quazi@lbsbd.com
Ahmed Irtiza	Research Associate	ahmed.irtiza@lbsbd.com
Salman Rahman	Research Associate	salman.rahman@lbsbd.co

Institutional & Foreign Trade Department

Rehan Muhammad Head of Business rehan@lbsbd.com/rmuha

LankaBangla Securities Limited

Capital Market Research Department

Corporate Office

A.A. Bhaban (Level-5)

23 Motijheel C/A

research@lbsbd.com

Dhaka-1000, Bangladesh

Phone: +880-2-9513794 (Ext-122)

Fax: +880-2-9563902

Website: www.lbsbd.com