

Independent Auditors' Report

To the Board of Directors of Dutch-Bangla Bank Limited

Report on the Financial Statements

We have audited the accompanying financial statements of Dutch-Bangla Bank Limited ("the Bank"), which comprise the Balance Sheet as at 30 June 2018 and the Profit & Loss Account, Statement of Changes in Equity and Cash Flow Statement for the half year then ended, and a summary of significant accounting policies and other explanatory information.

Management's Responsibility for the Financial Statements and Internal Controls

The management is responsible for the preparation of financial statements of the Bank that give a true and fair view in accordance with Bangladesh Financial Reporting Standards (BFRSs) as explained in note 2 and for such internal control as management determines is necessary to enable the preparation of financial statements of the Bank that are free from material misstatement, whether due to fraud or error. The Banking Company Act, 1991 (as amended) and the Bangladesh Bank Regulation require the Management to ensure effective internal audit, internal control and risk management functions of the Bank. The Management is also required to make a self assessment on the effectiveness of anti-fraud internal controls and report to Bangladesh Bank on instances of fraud and forgeries.

Auditors' Responsibility

Our responsibility is to express an opinion on these financial statements based on our audit. We conducted our audit in accordance with Bangladesh Standards on Auditing (BSAs). Those standards require that we comply with ethical requirements and plan and perform the audit to obtain reasonable assurance about whether the financial statements of the Bank are free from material misstatement.

An audit involves performing procedures to obtain audit evidence about the amounts and disclosures in the financial statements of the Bank. The procedures selected depend on the auditors' judgment, including the assessment of the risks of material misstatement of the financial statements of the Bank, whether due to fraud or error. In making those risk assessments, the auditors consider internal controls relevant to the entity's preparation and fair presentation of the financial statements of the Bank that give a true and fair view in order to design audit procedures that are appropriate in the circumstances. An audit also includes evaluating the appropriateness of accounting policies used and the reasonableness of accounting estimates made by management, as well as evaluating the overall presentation of the financial statements of the Bank.

We believe that the audit evidence we have obtained is sufficient and appropriate to provide a basis for our audit opinion.

Opinion

In our opinion, the financial statements of the Bank give a true and fair view of the financial position of the Bank as at 30 June 2018 and of its financial performance and its cash flows for the half year then ended in accordance with Bangladesh Financial Reporting Standards (BFRSs) as explained in note 2.

Report on Other Legal and Regulatory Requirements

In accordance with the Companies Act 1994, Securities and Exchange Rules 1987, the Banking Companies Act, 1991 (as amended) and the rules and regulations issued by Bangladesh Bank, we also report the following:

(a) we have obtained all the information and explanation which to the best of our knowledge and belief were necessary for the purpose of our audit and made due verification thereof;

(b) to the extent noted during the course of our audit work performed on the basis stated under the Auditor's Responsibility section in forming the above opinion on the financial statements of the Bank and considering the reports of the Management to Bangladesh Bank on anti-fraud internal controls and instances of fraud and forgeries as stated under the Management's Responsibility for the Financial Statements and Internal Control:

i) internal audit, internal control and risk management arrangements of the Bank, as disclosed in the notes to the financial statements appeared to be materially adequate;

ii) nothing has come to our attention regarding material instances of forgery or irregularity or administrative error and exception or anything detrimental committed by employees of the Bank and its related entities, other than matters disclosed in these financial statements.;

(c) in our opinion, proper books of account as required by law have been kept by the Bank so far as it appeared from our examination of those books;

(d) the balance sheet and profit and loss account of the Bank dealt with by the report are in agreement with the books of account;

(e) the expenditure incurred was for the purposes of the Bank's business;

(f) the financial statements of the Bank have been drawn up in conformity with prevailing rules, regulations and accounting standards as well as with related guidance issued by Bangladesh Bank;


(g) adequate provisions have been made for advances and other assets which are, in our opinion, doubtful of recovery;

(h) the records and statements submitted by the branches have been properly maintained and consolidated in the financial statements;

(i) the information and explanation required by us have been received and found satisfactory;

(j) we have reviewed over 80% of the risk weighted assets of the Bank and we have spent around 750 person hours for the audit of the books and accounts of the Bank; and

(k) Capital to Risk-Weighted Assets Ratio (CRAR) as required by Bangladesh Bank has been maintained adequately during the period.



**(A. Qasem & Co.)
Chartered Accountants**

Dated: Dhaka
24 July 2018


Dutch-Bangla Bank Limited
Consolidated Balance Sheet
As at 30 June 2018


PROPERTY AND ASSETS	Notes	30-Jun-18 Taka (Audited)	31-Dec-17 Taka (Audited)	30-Jun-17 Taka (Audited)
Cash				
In hand (including foreign currencies)	4	11,964,935,205	11,213,603,710	14,924,155,004
Balance with Bangladesh Bank and its agent bank (s) (including foreign currencies)	5	25,280,301,941	19,668,113,433	17,334,129,072
		37,245,237,146	30,881,717,143	32,258,284,076
Balance with other banks and financial institutions				
In Bangladesh	6	14,126,060,202	21,530,251,266	19,000,093,434
Outside Bangladesh		1,839,164,951	3,565,817,723	3,246,154,315
		15,965,225,153	25,096,068,989	22,246,247,749
Money at call on short notice	7	2,080,000,000	-	2,000,000,000
Investments				
Government	8	25,825,143,566	25,906,629,424	26,633,409,297
Others		251,283,434	291,283,434	247,243,434
		26,076,427,000	26,197,912,858	26,880,652,731
Loans and advances				
Loans, cash credits, overdrafts, etc.	9	199,669,519,705	191,901,808,661	173,639,012,135
Bills purchased and discounted		20,970,185,699	15,355,572,447	12,577,977,805
		220,639,705,404	207,257,381,108	186,216,989,940
Fixed assets including land, building, furniture and fixtures	10	5,225,572,862	5,433,113,654	5,001,319,679
Other assets	11	18,281,486,257	17,040,583,025	15,504,652,906
Non-banking assets		-	-	-
TOTAL ASSETS		325,513,653,822	311,906,776,777	290,108,147,081
LIABILITIES AND CAPITAL				
Liabilities				
Borrowings from other banks, financial institutions and agents	12	21,957,800,962	25,134,806,638	17,030,574,884
Deposits and other accounts				
Current deposits and other accounts	13	53,516,778,920	51,288,786,369	47,863,502,833
Bills payable		4,867,080,885	3,695,575,746	4,574,263,508
Savings bank deposits		119,346,524,228	110,348,053,558	105,265,553,671
Term deposits		71,639,386,296	68,463,941,695	66,676,545,620
		249,369,770,329	233,796,357,368	224,379,865,632
Other liabilities	14	26,472,111,046	25,780,595,889	21,983,433,485
Subordinated debt	15	7,209,075,488	7,712,825,488	8,272,838,476
TOTAL LIABILITIES		305,008,757,824	292,424,585,383	271,666,712,477
Shareholders' equity				
Paid up share capital	16.2	2,000,000,000	2,000,000,000	2,000,000,000
Share premium	17	11,067,500	11,067,500	11,067,500
Statutory reserve	18	9,833,705,453	9,193,048,174	8,693,987,475
Other reserve	19	-	-	-
Dividend equalization account	20	1,766,827,195	1,566,827,195	1,566,827,195
Assets revaluation reserve	21	850,413,777	850,413,777	850,413,777
Revaluation reserve of HTM securities	22	11,473,900	14,001,469	9,143,935
Proposed dividend		-	-	-
Retained earnings		6,031,408,172	5,846,833,279	5,309,994,722
TOTAL SHAREHOLDERS' EQUITY		20,504,895,997	19,482,191,394	18,441,434,604
TOTAL LIABILITIES AND SHAREHOLDERS' EQUITY		325,513,653,822	311,906,776,777	290,108,147,081


	Notes	30-Jun-18 Taka (Audited)	31-Dec-17 Taka (Audited)	30-Jun-17 Taka (Audited)
OFF-BALANCE SHEET ITEMS				
Contingent liabilities	23			
Acceptances and endorsements		43,140,194,979	38,563,243,345	31,547,883,117
Letters of guarantee		7,764,458,439	5,724,307,329	5,901,305,381
Irrevocable letters of credit		26,815,831,827	23,961,569,706	21,407,879,126
Bills for collection		615,773	671,384	466,160
Other contingent liabilities		2,624,273,327	2,251,700,000	6,945,790,637
Total contingent liabilities		80,345,374,345	70,501,491,764	65,803,324,421
Other commitments				
Documentary credits and short term trade-related transactions		-	-	-
Forward assets purchased and forward deposits placed		-	-	-
Undrawn note issuance and revolving underwriting facilities		-	-	-
Undrawn formal standby facilities, credit lines and other commitments		-	-	-
Total other commitments		-	-	-
Total off-balance sheet items including contingent liabilities		80,345,374,345	70,501,491,764	65,803,324,421

The annexed notes 1 to 44 form an integral part of these financial statements.



Chairman


Director


Director


Managing Director & CEO

Auditors' report to the Board of Directors'
See annexed report of date


A. Qasem & Co
Chartered Accountants

Dhaka, 24 July 2018

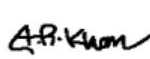
The annexed notes 1 to 50 form an integral part of these financial statements.


Dutch-Bangla Bank Limited
Consolidated Profit and Loss Account
For the half year ended 30 June 2018


Notes	For the six months ended 30 June (January - June)		For the quarter ended 30 June (April-June)		
	2018	2017	2018	2017	
	Taka	Taka	Taka	Taka	
Interest income	26	10,077,725,191	7,744,507,301	5,364,354,747	4,155,332,382
Interest paid on deposits and borrowings etc.	27	3,125,537,852	2,336,464,934	1,656,346,964	1,271,934,232
Net interest income		6,952,187,339	5,408,042,367	3,708,007,783	2,883,398,150
Investment income	28	1,044,650,763	1,071,977,722	563,436,504	501,079,635
Commission, exchange and brokerage	29	1,128,648,786	871,210,463	640,680,979	422,165,871
Other operating income	30	1,660,666,300	1,511,954,956	945,789,886	864,850,442
Total operating income		10,786,153,188	8,863,185,508	5,857,915,152	4,671,494,098
Salary and allowances	32	1,893,921,484	1,630,158,303	989,184,307	877,600,844
Rent, taxes, insurance, electricity, etc.	34	890,733,308	767,791,373	457,850,973	405,838,667
Legal expenses	35	1,939,083	1,676,364	1,165,744	714,036
Postage, stamp, telecommunications, etc.	36	176,917,027	142,889,708	88,366,769	88,975,499
Stationery, printings, advertisements, etc.	37	271,366,667	173,856,998	136,936,524	96,087,389
Managing Director & CEO's salary and allowances	38	5,248,000	5,248,000	3,139,000	3,139,000
Directors' fees	39	145,000	138,120	79,500	84,380
Auditors' fees	40	329,000	225,500	183,000	225,500
Charges on loan losses	41	1,451,085,376	750,246,513	1,451,085,376	750,246,513
Depreciation and repair of bank's assets	42	1,027,947,299	892,429,238	523,618,984	437,703,364
Other expenses	43	2,437,759,795	2,103,421,715	1,240,310,273	1,133,707,243
Total operating expenses		8,157,392,039	6,468,081,832	4,891,920,450	3,794,322,435
Profit before provision		2,628,761,149	2,395,103,676	965,994,703	877,171,664
Provision for loans and off-balance sheet exposures	14.1.3				
Specific provision for loans	14.1.3(A)	(830,300,223)	(677,417,745)	(959,608,867)	(869,825,782)
General provision for loans	14.1.3(B)	177,800,000	217,020,000	122,521,155	113,500,000
General provision for off-balance sheet exposures	14.1.3(C)	77,974,975	57,516,426	(41,690,947)	54,865,956
		(574,525,248)	(402,881,319)	(878,778,659)	(701,459,826)
Other provision	14.1.1	-	-	-	-
Total provision		(574,525,248)	(402,881,319)	(878,778,659)	(701,459,826)
Profit before taxes		3,203,286,397	2,797,984,995	1,844,773,362	1,578,631,490
Provision for taxation					
Current tax	14.1.2	1,111,016,211	1,189,483,932	391,708,384	531,036,100
Deferred tax	11.2.2	467,038,014	189,152,305	466,588,697	210,749,587
		1,578,054,225	1,378,636,237	858,297,081	741,785,687
Net profit after taxation		1,625,232,172	1,419,348,758	986,476,281	836,845,803
Appropriations					
Statutory reserve	18	640,657,279	559,596,999	368,954,672	315,726,298
Retained surplus to retained earnings		984,574,893	859,751,759	617,521,609	521,119,505
Earnings per share (EPS)	24	8.13	7.10	4.93	4.18

The annexed notes 1 to 44 form an integral part of these financial statements.



Chairman


Director


Director


Managing Director & CEO

Auditors' report to the Board of Directors'
See annexed report of date


A. Qasem & Co
Chartered Accountants

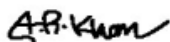
Dutch-Bangla Bank Limited

Consolidated Cash Flow Statement For the half year ended 30 June 2018


	Notes	30-Jun-18 Taka	30-Jun-17 Taka
A) Cash flows from operating activities			
Interest receipts in cash		10,865,867,822	8,954,010,857
Interest payments		(3,364,441,875)	(2,464,042,001)
Dividend receipts in cash		5,711,981	4,569,442
Gain on sale of shares		-	-
Gain on sale of securities		-	-
Recoveries of loan previously written-off		-	254,753,078
Fee and commission receipts in cash		395,893,441	351,124,768
Cash payments to employees		(1,990,933,614)	(1,741,536,135)
Cash payments to suppliers		(2,998,693,503)	(2,102,359,742)
Income taxes paid		(1,903,671,878)	(1,220,061,764)
Receipts from other operating activities		2,393,036,554	2,031,969,041
Payments for other operating activities		(2,646,167,686)	(2,341,770,688)
<i>Operating profit before changes in operating assets and liabilities</i>		756,601,242	1,726,656,857
Increase/(decrease) in operating assets and liabilities			
Statutory deposits		(743,616,000)	2,202,444,000
Purchase /sale of trading securities		-	4,997,960,529
Loans and advances to other banks		-	-
Loans and advances to customers		(22,598,929,400)	(19,852,076,069)
Other assets		237,173,233	(43,331,591)
Deposits from other banks		22,701,525	1,000,462
Deposits from customers		16,286,418,943	15,053,835,181
Other liabilities account of customers		7,108,222,160	10,802,743,657
Other liabilities		(3,820,526,358)	(3,407,781,075)
<i>Net cash from operating activities</i>		(2,751,954,655)	11,481,451,951
B) Cash flows from investing activities			
Payments for purchase of securities		(205,265,375,279)	(82,750,273,964)
Proceeds from sale of securities		205,391,964,494	82,650,834,670
Purchase of property, plant and equipment		(413,961,710)	(676,748,144)
Sale proceeds of property, plant and equipment		12,307,910	600,464
<i>Net cash used in investing activities</i>		(275,064,585)	(775,586,974)
C) Cash flows from financing activities			
Receipts from issue of loan capital and debt securities		-	5,000,000,000
Payment for redemption of loan capital and debt securities		(503,750,000)	(427,283,750)
Dividends paid		(510,452,752)	(509,004,297)
<i>Net cash from financing activities</i>		(1,014,202,752)	4,063,711,953
D) Net increase / (decrease) in cash (A+B+C)		(3,857,884,294)	14,769,576,930
E) Cash and cash-equivalents at beginning of the period		66,538,988,617	52,411,125,725
F) Cash and cash-equivalents at end of the period (D+E)	44	62,681,104,323	67,180,702,655
Net Operating Cash Flow Per Share (NOCFPS)		(13.76)	57.41



Chairman



Director




Director



Managing Director & CEO

Auditors' report to the Board of Directors'
See annexed report of date



A. Qasem & Co
Chartered Accountants

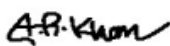
Dutch-Bangla Bank Limited
Consolidated Statement of Changes in Equity
For the half year ended 30 June 2018

Figures in Taka


Particulars	Paid up share capital	Share premium	Statutory reserve	Dividend equalization account	Assets revaluation reserve	Revaluation reserve of HTM securities	Retained earnings	Total
Balance at 1 January 2018	2,000,000,000	11,067,500	9,193,048,174	1,566,827,195	850,413,777	14,001,469	5,846,833,279	19,482,191,394
Changes in accounting policy	-	-	-	-	-	-	-	-
Restated balance	2,000,000,000	11,067,500	9,193,048,174	1,566,827,195	850,413,777	14,001,469	5,846,833,279	19,482,191,394
Surplus/deficit on account of revaluation of properties	-	-	-	-	-	-	-	-
Surplus/deficit on account of revaluation of investments	-	-	-	-	-	(2,527,569)	-	(2,527,569)
Currency translation differences	-	-	-	-	-	-	-	-
Net gains and losses not recognized in the income statement	-	-	-	-	-	-	-	-
Payment of dividend for the year 2017	-	-	-	-	-	-	(600,000,000)	(600,000,000)
Transfer for dividend for the year 2017	-	-	-	200,000,000	-	-	(200,000,000)	-
Net profit for the six months ended 30 June 2018	-	-	-	-	-	-	1,625,232,172	1,625,232,172
Appropriations during the period	-	-	640,657,279	-	-	-	(640,657,279)	-
Balance at 30 June 2018	2,000,000,000	11,067,500	9,833,705,453	1,766,827,195	850,413,777	11,473,900	6,031,408,172	20,504,895,997
Balance at 30 June 2017	2,000,000,000	11,067,500	8,693,987,475	1,566,827,195	850,413,777	9,143,935	5,309,994,722	18,441,434,604



Chairman



Director




Director



Managing Director & CEO

Auditors' report to the Board of Directors'
See annexed report of date



A. Qasem & Co
Chartered Accountants

Dhaka, 24 July 2018

Dutch-Bangla Bank Limited

Notes to the Financial Statements as at and for the half year ended 30 June 2018 (Main Operation and Off-shore Banking Unit)

1. Status of the Bank

1.1 Dutch-Bangla Bank Limited (the Bank) is a scheduled commercial bank set up as a joint venture between Bangladesh and The Netherlands. Incorporated as a public limited company under the Companies Act 1994, the Bank obtained license from Bangladesh Bank on 23 July 1995 and started its banking business with one branch on 3 June 1996. The number of branches was 174 as at 30 June 2018 all over Bangladesh. The Bank is listed with Dhaka Stock Exchange and Chittagong Stock Exchange as a publicly quoted company.

1.2 Nature of business

Main operation

The principal activities of the Bank are to carry on all kinds of commercial banking business in Bangladesh.

Mobile Banking Services

The Bank obtained the permission for conducting the Mobile Banking services from Bangladesh Bank on 28 April 2010. The Bank started operation of Mobile Banking Services on 31 March 2011.

The principal activities of the Mobile Banking Services are to provide banking services to Mobile Banking customers through Mobile Phone and multiple delivery channels within the applicable rules & regulations and guidelines of Bangladesh Bank.

Mobile Banking Services are part of Main Operation of the Bank.

Agent Banking Services

The Bank obtained the permission for conducting the Agent Banking services from Bangladesh Bank on 27 July 2014. The Bank started operation of Agent Banking Services on 19 January 2015.

The principal activities of the Agent Banking Services are to provide banking services to the Bank customers through engagement of agents who conducts Banking Transaction on behalf of the Bank under a valid agency agreements rather than Bank's own Tellers/Cashiers to deliver the services within the applicable rules & regulations and guidelines of Bangladesh Bank.

Agent Banking Services are part of Main Operation of the Bank.

Off-shore Banking Unit (OBU)

The Off-shore Banking Unit (OBU) of the Bank is the separate business entity governed by the applicable rules & regulations and guidelines of Bangladesh Bank. The Bank obtained the permission for conducting the operations of OBU from Bangladesh Bank on 23 February 2010. The Bank started the operation of OBU on 12 July 2010. The number of OBUs were two as at 30 June 2018 located at Chittagong EPZ Branch-Chittagong and Dhaka EPZ Branch-Dhaka.

The principal activities of the OBUs are to provide commercial banking services through its Units within the rules & regulations and guidelines of Bangladesh Bank applicable for the Off-shore Banking Units.

2. Significant accounting policies and basis of preparation of financial statements

2.1 Basis of accounting

The financial statements of the Bank have been prepared under historical cost convention except investments which are measured at present value and in accordance with "First Schedule" of the Bank Companies Act, 1991 as amended under sub-section 38(4) of the Act, relevant Bangladesh Bank Circulars, International Accounting Standards (IASs) and International Financial Reporting Standards (IFRSs) adopted by the Institute of Chartered Accountants of Bangladesh (ICAB) and named as Bangladesh Accounting Standards (BASs) and Bangladesh Financial Reporting Standards (BFRSs) respectively, the Companies Act, 1994, the Securities and Exchange Rules, 1987 and other rules and regulations applicable for Banks in Bangladesh.

In cases, any requirement of provisions and circulars issued by Bangladesh Bank differs with those of other regulatory authorities, the provisions & circulars issued by Bangladesh Bank shall prevail. Material departures from the requirement of BAS & BFRS are as follows:

2.1.1 Investment in shares and Securities

BFRS & BAS:

As per requirements of BAS 39, investment in shares and securities generally falls either under "at fair value through profit and loss account" or under "available for sale" where any change in the fair value (as measured in accordance with BFRS 13) at the year-end is taken to profit and loss account or revaluation reserve respectively.

Bangladesh Bank:

As per BRPD circular no. 14 dated 25 June 2003 investments in quoted shares and unquoted shares are revalued at the year end at market price and as per book value of last audited balance sheet respectively. Provision should be made for any loss arising from diminution in value of investment.

2.1.2 Revaluation gain/loss on Government securities

BFRS & BAS:

As per requirement of BAS 39, where securities treasury bills and treasury bonds fall under the category of “held for trading”, any change in the fair value (as measured in accordance with BFRS 13) of held for trading assets is recognized through profit and loss account. T-bills and T-Bonds designated as “held to maturity” are measured at amortized cost method and interest income is recognized through the profit and loss account.

Bangladesh Bank:

HFT securities are revalued on the basis of marking to market and at year end any gains on revaluation of securities which have not matured as at the balance sheet date are recognized in other reserve as a part of equity and any losses on revaluation of securities which have not matured as at the balance sheet date are charged in the profit and loss account. Interest on HFT securities including amortization of discount are recognized in the profit and loss account.

2.1.3 Provision on loans and advances

BFRS & BAS:

As per BAS 39 an entity should start the impairment assessment by considering whether objective evidence of impairment exists for financial assets that are individually significant. For financial assets are not individually significant, the assessment can be performed on an individual or collective (portfolio) basis.

Bangladesh Bank:

As per BRPD circular no. 14 dated 23 September 2012, BRPD circular no. 19 dated 27 December 2012, BRPD circular no. 05 dated 29 May 2013 & BRPD circular no. 16 dated 18 November 2014, a general provision at 0.25% to 5% under different categories of unclassified loans (good/standard loans) has to be maintained regardless of objective evidence of impairment. Also provision for sub-standard loans, doubtful loans and bad losses has to be provided at 20%, 50% and 100% respectively for loans and advances depending on time past due. Again as per BRPD circular no. 10 dated 18 September 2007 and BRPD circular no. 14 dated 23 September 2012, a general provision at 1% is required to be provided for all off-balance sheet exposures. Such provision policies are not specifically in line with those prescribed by BAS 39.

2.1.4 Recognition of interest in suspense

BFRS & BAS:

Loans and advances to customers are generally classified as ‘loans and receivables’ as per BAS 39 and interest income is recognized through effective interest rate method over the term of the loan. Once a loan is impaired, interest income is recognized in profit and loss account on the same basis based on revised carrying amount.

Bangladesh Bank:

As per BRPD circular no. 14 dated 23 September 2012, once a loan is classified, interest on such loans are not allowed to be recognized as income, rather the corresponding amount needs to be credited to an interest in suspense account, which is presented as liability in the balance sheet.

2.1.5 Other comprehensive income

BFRS & BAS:

As per BAS 1 Other Comprehensive Income (OCI) is a component of financial statements or the elements of Other Comprehensive Income are to be included in a Single Other Comprehensive Income (OCI) Statement.

Bangladesh Bank:

Bangladesh Bank has issued templates for financial statements which will strictly be followed by all banks. The templates of financial statements issued by Bangladesh Bank do not include Other Comprehensive Income nor are the elements of Other Comprehensive Income allowed to include in a Single Comprehensive Income (OCI) Statement. As such the company does not prepare the other comprehensive income statement. However elements of OCI, if any, are shown in the statements of changes in equity.

2.1.6 Financial instruments – presentation and disclosure

In several cases Bangladesh Bank guidelines categorize, recognize, measure and present financial instruments differently from those prescribed in BAS 39. As such some disclosure and presentation requirements of BFRS 7 and BAS 32 cannot be made in the financial statements.

2.1.7 Repo and Reverse Repo transactions

BFRS & BAS:

When an entity sells a financial asset and simultaneously enters into an agreement to repurchase the asset (or a similar asset) at a fixed price on a future date (repo or stock lending), the arrangement is treated as a loan and the underlying asset continues to be recognized in the entity’s financial statements. The difference between selling price and repurchase price will be treated as interest expense. Same rule applies to the opposite side of the transaction (reverse repo).

Bangladesh Bank:

As per DOS Circular letter no. 6 dated 15 July 2010 and subsequent clarification in DOS circular no. 2 dated 23 January 2013, when a bank sells a financial asset and simultaneously enters into an agreement to repurchase the asset (or a similar asset) at a fixed price on a future date (repo or stock lending), the arrangement is accounted for as a normal sales transactions and the financial assets are derecognized in the seller's book and recognized in the buyer's book. However, as per DMD circular letter no. 7 dated 29 July 2012, non primary dealer banks are eligible to participate in the Assured Liquidity Support (ALS) program, whereby such banks may enter collateralized repo arrangements with Bangladesh Bank. Here the selling bank accounts for the arrangement as a loan, thereby continuing to recognize the asset.

2.1.8 Financial guarantees**BFRS & BAS:**

As per BAS 39, financial guarantees are contracts that require an entity to make specified payments to reimburse the holder for a loss it incurs because a specified debtor fails to make payment when due in accordance with the terms of a debt instrument. Financial guarantee liabilities are recognized initially at their fair value (as measured in accordance with BFRS 13), and the initial fair value is amortized over the life of the financial guarantee. The financial guarantee liability is subsequently carried at the higher of this amortized amount and the present value of any expected payment when a payment under the guarantee has become probable. Financial guarantees are included within other liabilities.

Bangladesh Bank:

As per BRPD 14,2003, financial guarantees such as letter of credit, letter of guarantee will be treated as Off- Balance Sheet items. No liability is recognized for the guarantee except the cash margin.

2.1.9 Cash and cash equivalent**BFRS & BAS:**

Cash and cash equivalent items should be reported as cash item as per BAS 7.

Bangladesh Bank:

Some cash and cash equivalent items such as 'money at call and on short notice', Treasury bills, Bangladesh Bank bills and Prize bond are not shown as cash and cash equivalent. Money at call and on short notice presented on the face of the balance sheet, and Treasury bills, Prize bonds are shown in investments.

2.1.10 Cash flow statement**BFRS & BAS:**

Cash flow statement can be prepared either in direct method or in indirect method. The presentation is selected to present these cash flows in a manner that is most appropriate for the business or industry. The method selected is applied consistently.

Bangladesh Bank:

As per BRPD circular no. 14 dated 25 June 2003, cash flows is the mixture of direct and indirect method.

2.1.11 Balance with Bangladesh Bank: (CRR)**BFRS & BAS:**

Balance with Bangladesh Bank should be treated as other asset as it is not available for use in day to day operations as per BAS 7.

Bangladesh Bank:

Balance with Bangladesh Bank is treated as cash and cash equivalents.

2.1.12 Presentation of intangible asset**BFRS & BAS:**

An intangible asset must be identified and recognized, and the disclosure must be given as per BAS 38.

Bangladesh Bank:

There is no requirement for regulation of intangible assets in BRPD 14.

2.1.13 Off-balance sheet items**BFRS & BAS:**

There is no concept of off-balance sheet items in any BFRS; the off-balance sheet item e.g., Letter of credit, Letter of guarantee etc are considered as contingent liability and require disclosure on note to the financial statements.

Bangladesh Bank:

As per BRPD circular no. 14 dated 25 June 2003, off balance sheet items (e.g. Letter of credit, Letter of guarantee etc.) must be disclosed separately on the face of balance sheet.

2.1.14 Disclosure of appropriation of profit**BFRS & BAS:**

There is no requirement to show appropriation of profit in the face of statement of comprehensive income.

Bangladesh Bank:

As per BRPD circular no. 14 dated 25 June 2003, an appropriation of profit should be disclosed in the face of profit and loss account.

2.1.15 Loans and advance net of provision**BFRS & BAS:**

Loans and advances should be presented net of provisions.

Bangladesh Bank:

As per BRPD circular no. 14 dated 25 June 2003, provision on loans and advances are presented separately as liability and cannot be netted off against loans and advances.

2.2 Consolidation of financial statements

The consolidated financial statements of the Bank include the financial statements of Dutch-Bangla Bank Limited and the Off-shore Banking Units.

The consolidated financial statements have been prepared on the basis of the consolidated statements of affairs and income and expenditure account of all branches and head office of Main Operations as well as the consolidated statement of affairs and income and expenditure account of all Off-shore Banking Units of the Bank.

All the financial transactions of the OBUs are recorded and maintained separately. A set of financial statements for the Off-shore Banking Units of the Bank are also shown separately.

2.3 Functional and presentation currency

These financial statements are presented in Taka, which is the Bank's functional currency. Figures appearing in these financial statements have been rounded off to the nearest Taka.

2.4 Use of estimates and judgments

The preparation of financial statements requires management to make informed judgments, estimates and assumptions that affect the application of accounting policies and the amounts of assets, liabilities, income and expenses reported in the financial statements. Actual results may differ from these estimates.

2.5 Foreign currency transactions

Foreign currency transactions are converted into Taka using the exchange rates prevailing on the dates of respective transactions. In terms of instructions contained in Bangladesh Bank's Letter No. BRPD(R)717/2004-959 dated 21 November 2004, foreign currency assets and liabilities are translated into Taka at the weighted average rate as on balance sheet date. Gains and losses arising from foreign currency transactions are credited/charged to profit and loss account.

2.6 Taxation

As per provisions of **Bangladesh Accounting Standard (BAS) 12 'Income Taxes'**, provision for income taxes has been made as under:

2.6.1 Current tax

Provision for current income tax has been made @ 37.50% on taxable profit as per Income Tax Ordinance 1984 and as per Finance Act 2018.

2.6.2 Deferred tax

Deferred tax is accounted for all temporary timing differences arising between the tax base of assets and liabilities and their carrying value for financial reporting purpose. Tax rate (@ 37.5%) prevailing at the balance sheet date is used to determine deferred tax.

2.7 Bases for valuation of assets**2.7.1 Loans and advances**

a) Loans and advances are stated at gross amount. Provision and interest suspense against loans and advances are shown separately as other liabilities. Interest income is accounted for on accrual basis until the loans and advances are defined as classified accounts as per Bangladesh Bank guidelines.

Interest on classified loans (other than bad/loss loans) are credited to interest suspense account instead of income account. Such interest kept in suspense account is reversed to income account only when respective loan accounts are regularized and /or realized in cash, in accordance with Bangladesh Bank guidelines.

As per Bangladesh Bank directives, interest on loans and advances classified as bad/loss is not accounted for. A separate memorandum record is maintained for such interest on bad/loss loans.

- b) Provision for loans and advances is made on the basis of the year end review by the management of the Bank in line with the instructions contained in BRPD Master Circular No. 14 dated 23 September 2012, BRPD Circular No. 19 dated 27 December 2012, BRPD Circular No. 05 and 06 dated 29 May 2013, BRPD Circular No. 15 dated 23 December 2013, BRPD Circular No. 16 dated 18 November 2014, BRPD Circular No. 08 dated 02 August 2015 and BRPD Circular No. 15 dated 27 September 2017 issued by Bangladesh Bank on the following basis:

Category / status of loans and advances	Rates	
	Bangladesh Bank's requirement	Maintained by the Bank
General provisions for unclassified loans and advances :		
All unclassified loans (other than loans under small and medium enterprise financing, consumer financing, loans to Brokerage Houses (BHs) / Merchant Banks (MBs) / Stock Dealers (SDs) against Shares and staff loans)	1.00%	1.00%
Small and medium enterprise financing	0.25%	0.25%
Consumer financing (other than housing finance and loans for professionals under consumer financing scheme)	5.00%	5.00%
Consumer financing for housing finance, etc.	1.00%	1.00%
Consumer financing for loans to professionals and loans to Brokerage Houses (BHs) / Merchant Banks (MBs) / Stock Dealers (SDs) against Shares etc.	2.00%	2.00%
Short term agricultural credit, and Micro credit	1.00%	1.00%
Special mention account		
All loans (other than loans under small and medium enterprise financing, consumer financing, loans to Brokerage Houses (BHs) / Merchant Banks (MBs) / Stock Dealers (SDs) against Shares and staff loans)	1.00%	1.00%
Small & Medium enterprise financing	0.25%	0.25%
Consumer financing (other than housing finance and loans for professionals under consumer financing scheme)	5.00%	5.00%
Consumer financing for housing finance, and Credit card, loans to professionals and loans to Brokerage Houses (BHs) / Merchant Banks (MBs) / Stock Dealers (SDs) against Shares etc.	2.00%	2.00%
Specific provision for classified loans and advances:		
Substandard	20.00%	20.00%
Substandard MC	5.00%	5.00%
Doubtful	50.00%	50.00%
Bad/loss	100.00%	100.00%

General provision

General provision for all unclassified and SMA loans and advances (other than loans under small and medium enterprise financing, consumer financing, loans to Brokerage Houses (BHs) / Merchant Banks (MBs) / Stock Dealers (SDs) against Shares, short term agricultural credit and staff loans) has been maintained @ 1%.

General provision for all unclassified and SMA loans and advance under small & medium enterprise financing has been maintained @ 0.25%.

General provision for all unclassified and SMA loans and advance under consumer financing for housing finance, loans to professionals and loans to Brokerage Houses (BHs) / Merchant Banks (MBs) / Stock Dealers (SDs) against Shares, short term agricultural credit has been maintained @ 2% to 5%.

Specific provision

Specific provision for classified loans and advances has been maintained @ 5% to 100% as prescribed by Bangladesh Bank.

- c) Loans and advances are written-off in line with Bangladesh Bank's BRPD Circular No. 02 dated 13 January 2003 and DOS Circular No. 01 dated 29 December 2004, when prospect of recovery of such loans and advances become non-existent. However, such write-off does not reduce the claim against the borrower. Detailed records for all write-off accounts are separately maintained by the Bank to continue the recovery efforts.

2.7.2 Investments

- a) Investments have been accounted for as follows :

<u>Particulars</u>	<u>Valuation method</u>
Government treasury bills	Present value
Government treasury bonds	Present value
Subordinated bonds	At redemption value
ICB's debenture	At redemption value
Prize bond	Cost price
Shares:	
Quoted	Cost or market price whichever is lower
Unquoted	Cost or Book value as per latest audited accounts whichever is lower

- b) The investment in government securities (Treasury bills and bonds) are classified into **Held to Maturity (HTM)** and **Held for Trading (HFT)** as per Bangladesh Bank's guidelines contained in DOS Circular Letter No. 05 dated 26 May 2008, DOS Circular Letter No. 05 dated 28 January 2009, DOS Circular No. 06 dated 15 July 2010 and under reference Letter No. DOS (SR)1153/120-A/2011-746 dated 29 December 2011. Reclassification of HTM securities into HFT securities are also done in compliance with Bangladesh Bank's guidelines.

The government securities under '**Held to Maturity (HTM)**' category are valued at present value at amortized cost at the end of the period. The Held to Maturity securities are amortized to ensure a constant yield over the remaining period of maturity of the securities. The resulting gains / (losses) are credited to **revaluation reserve account** and shown in the equity. Such gains / (losses) are credited to income account at the time of maturity or sale of the security.

The government securities under '**Held for Trading (HFT)**' category are valued at present value on the basis of marking to market method. The resulting gains / (losses) are transferred to **other reserve account**. The gains / (losses) arising on maturity or sale of such securities are credited to income.

2.7.3 Fixed assets

- a) All fixed assets are stated at cost or revalued amount less accumulated depreciation.
- b) Depreciation is charged over the estimated useful life of fixed assets excepting land on a straight line method. The useful life of fixed assets are reviewed on a yearly basis to determine if there has been any significant change in the expected pattern of consumption resulting in changes in estimated residual value and useful life of the fixed assets and if considered appropriate, adjustment is made at the balance sheet date.

The annual rates of depreciation based on estimated useful life for fixed assets are given below:

Building	2.50%
Interior decoration	15.00%
Furniture and fixtures	10.00%
ATM Booth	10.00%
ATM/Fast Track	12.50%
Computer equipment	20.00%
Computer software	20.00%
Other machinery and equipment	15.00%
Motor vehicles	20.00%
Books	10.00%

- c) As at 31 December 2010, all immovable properties of the Bank including land, building and ready made floor spaces were revalued by a professionally qualified valuation firm and certified by the external auditors, M/S. A. Qasem & Co., Chartered Accountants. Accordingly, revaluation surplus is included in fixed assets and equity in terms of instructions contained in BRPD Circular No. 10 dated 25 November 2002.

2.8 Off-balance sheet exposures

In compliance with the instruction contained in BRPD Circular No. 10 dated 18 September 2007 issued by Bangladesh Bank, provision against the off-balance sheet exposures of the Bank as at reporting date has been made as under:

Category / status of Off-balance sheet exposures	Rates	
	Bangladesh Bank's requirement	Maintained by the Bank
General provision for Off-balance sheet exposures		
All types of Off-balance sheet exposures	1.00%	1.00%

2.9 Bases for valuation of liabilities and provisions

2.9.1 Retirement benefits to the employees

The retirement benefits accrued for the employees of the Bank as at the reporting date have been accounted for in accordance with the provisions of **Bangladesh Accounting Standard (BAS) 19, 'Employee Benefits'** as outlined below:

a) Provident fund

There is a Provident Fund Scheme under defined contribution plan. The Fund is operated by a separate Board of Trustees approved by the National Board of Revenue as per Income Tax Ordinance, 1984. All eligible employees contribute 10% of their basic pay to the Fund. The Bank also contributes equal amount of employees' contribution to the Fund. Benefits from the Fund is given to eligible employees at the time of retirement/resignation as per approved rules of the Fund.

b) Gratuity fund

The Bank has a separate Board of Trustees for operating the staff gratuity fund approved by the National Board of Revenue. The provision for the gratuity fund is made in the books of account of the Bank for the eligible employees on the basis of the assessment made by the management at the year / period end [**Note 14.1**]. The amount of provision is transferred to the Board of Trustees of the Fund on a yearly basis.

c) Superannuation fund

The Bank has a separate Board of Trustees for operating the staff superannuation fund approved by the National Board of Revenue. The provision for the superannuation fund is made in the books of account of the Bank for the eligible employees on the basis of the assessment made by the management at the year / period end. The amount of provision is transferred to the Board of Trustees of the Fund on a yearly basis.

2.9.2 Workers' Profit Participation Fund (WPPF)

Consistent with the Industry practice and in accordance with the Bank Company Act, 1991 and as per letter no. 53.00.0000.311.22.002.17-130, dated 14 February 2017 from Ministry of Finance, Bank & Financial Institution Division, Central Bank Unit, no provision has been made for WPPF.

2.10 Revenue recognition

The revenues of the Bank during the period have been recognized in terms of the provisions of **Bangladesh Accounting Standard (BAS) 18, 'Revenue'** as outlined below:

2.10.1 Interest income

a) Interest income from loans and advances and lease finance

The policy for accounting of interest income on loans and advances is stated in **2.7.1.a** and **2.7.2** above.

b) Other interest income

Interest income from investments, Money at call on short notice and fund placement with other banks and financial institutions is recognized on accrual basis.

2.10.2 Fees and commission income

Fees and commission income arising from different services provided by the Bank is recognized on cash receipt basis. Commission realized on letters of credit and letters of guarantee is credited to income at the time of effecting the respective transactions.

2.10.3 Dividend income

Dividend income from investments in shares is accounted for on cash receipt basis.

2.10.4 Interest paid on deposits and borrowings

Interest paid on deposits, borrowings etc. are accounted for on accrual basis.

2.10.5 Other operating expenses

All other operating expenses are provided for in the books of the accounts on accrual basis.

2.11 Earnings per share

Earnings per share (EPS) has been computed by dividing the basic earnings by the number of ordinary shares outstanding as at 30 June 2018 as per Bangladesh Accounting Standard (BAS) 33, 'Earnings Per Share'.

2.12 Cash flow statement

Cash flow statement has been prepared in accordance with the **Bangladesh Accounting Standard (BAS) 7, 'Cash Flow Statement'** under Direct method as recommended in the BRPD Circular No. 14 dated 25 June 2003 issued by the Banking Regulation & Policy Department of Bangladesh Bank.

2.13 Statement of liquidity

The liquidity statement of assets and liabilities as at the reporting date has been prepared on residual maturity term as per the following bases:

- a) Balance with other banks and financial institutions, Money at call on short notice etc. are on the basis of their maturity term.
- b) Investments are on the basis of their maturity.
- c) Loans and advances are on the basis of their repayment / maturity schedule.
- d) Fixed assets are on the basis of their useful life.
- e) Other assets are on the basis of their realization/adjustment.
- f) Borrowing from other banks, financial institutions and agents are as per their maturity /repayment term.
- g) Deposits and other accounts are on the basis of their maturity term and past trend of withdrawal by the depositors.
- h) Other long term liabilities are on the basis of their maturity term.
- i) Provisions and other liabilities are on the basis of their payment /adjustment schedule.

2.14 Events after the reporting period

There were no material post balance sheet events which could materially affect the values stated in these financial statements.

2.15 Reconciliation of books of account

Books of account with regard to inter-bank (in Bangladesh and outside Bangladesh) transactions and inter-branch transactions are reconciled in all material respects. There were no un-reconciled entries which could materially affect the financial condition or results of the Bank.

2.16 Reporting period

The reporting period of these financial statements cover six months of the calendar year from 1 January 2018 to 30 June 2018.

2.17 Offsetting

No asset or liability has been offset or reduced by any other asset or liability unless a legal right [10, 28 (revaluation gain on securities), 29.2 and 30.2] of set-off exists and the offsetting represents the expectation as to the realization or settlement of the asset or liability in normal course of business.

2.18 Compliance report on Bangladesh Accounting Standards (BASs) and Bangladesh Financial Reporting Standards (BFRSs)

The Institute of Chartered Accountants of Bangladesh (ICAB) is the official standard setting body in the country. ICAB has adopted most of the International Accounting Standards (IASs) and International Financial Reporting Standards (IFRSs) as Bangladesh Accounting Standards (BASs) and Bangladesh Financial Reporting Standards (BFRSs). The Bank has complied with all the applicable Bangladesh Accounting Standards and Bangladesh Financial Reporting Standards for preparation and presentation of the financial statements of the Bank as at 30 June 2018 as noted below:

Bangladesh Accounting Standards (BASs)	BAS Number	Status of compliance by DBBL
Presentation of Financial Statements	BAS -1	Complied
Inventories	BAS -2	Complied
Cash Flow Statements	BAS -7	Complied
Accounting Policies, Changes in Accounting Estimates and Errors	BAS -8	Complied
Events After the Reporting Period	BAS -10	Complied
Construction Contracts	BAS -11	Not applicable
Income Taxes	BAS -12	Complied
Property, Plant and Equipment	BAS -16	Complied
Leases	BAS -17	Complied
Revenue	BAS -18	Complied
Employee Benefits	BAS -19	Complied
Accounting for Government Grants and Disclosure of Government Assistance	BAS -20	Not applicable
The Effects of Changes in Foreign Exchange Rates	BAS -21	Complied
Borrowing Costs	BAS -23	Complied
Related Party Disclosures	BAS -24	Complied
Accounting and Reporting by Retirement Benefit Plans	BAS -26	Complied
Consolidated Financial Statements and Accounting for Investments in Subsidiaries	BAS -27	Not applicable
Accounting for Investments in Associates	BAS -28	Not applicable
Financial Reporting in Hyperinflationary Economics	BAS -29	Not applicable
Financial Reporting of Interests in Joint Ventures	BAS -31	Not applicable
Financial Instruments: Presentation	BAS -32	Complied
Earnings Per Share	BAS -33	Complied
Interim Financial Reporting	BAS -34	Complied
Impairment of Assets	BAS -36	Complied
Provisions, Contingent Liabilities and Contingent Assets	BAS -37	Complied
Intangible assets	BAS -38	Not applicable
Financial Instruments: Recognition and Measurement	BAS -39	Complied
Investment Property	BAS -40	Not applicable
Agriculture	BAS -41	Not applicable
Bangladesh Financial Reporting Standards (BFRSs)	BFRS Number	Status of compliance by DBBL
First-time Adoption of Bangladesh Financial Reporting Standards	BFRS - 1	Not applicable
Share-based Payment	BFRS - 2	Not applicable
Business Combinations	BFRS - 3	Not applicable
Insurance Contracts	BFRS - 4	Not applicable
Non-current Assets Held for Sale and Discontinued Operations	BFRS - 5	Not applicable
Exploration for and Evaluation of Mineral Resources	BFRS - 6	Not applicable
Financial Instruments : Disclosures	BFRS - 7	Complied
Operating Segments	BFRS - 8	Complied
Consolidated Financial Statements	BFRS - 10	Not applicable
Joint Arrangements	BFRS - 11	Not applicable
Disclosure of Interests in other Entities	BFRS - 12	Not applicable
Fair Value Measurement	BFRS - 13	Complied
Regulatory deferral accounts	BFRS - 14	Not applicable

2.19 Approval of the financial statements

The Board of Directors of the Bank in its 198th meeting held on 24 July 2018 approved the financial statements of the Bank for the half year ended 30 June 2018.

3. General

Wherever considered necessary previous period's figures have been rearranged to conform with the current period's presentation.

	30-Jun-18 Taka	31-Dec-17 Taka
4. Cash in hand (including foreign currencies)		
Local currency	11,939,104,971	11,189,077,291
Foreign currencies	25,830,234	24,526,419
	11,964,935,205	11,213,603,710
5. Balance with Bangladesh Bank and its agent bank(s) (including foreign currencies)		
Bangladesh Bank		
Local currency	19,809,725,351	16,353,305,279
Foreign currencies	4,790,036,927	2,942,139,358
	24,599,762,278	19,295,444,637
Sonali Bank Limited (as an agent of Bangladesh Bank) - Local currency	680,539,663	372,668,796
	25,280,301,941	19,668,113,433
5.1 Cash Reserve Requirement (CRR) and Statutory Liquidity Ratio (SLR)		
Cash Reserve Requirement (CRR) and Statutory Liquidity Ratio (SLR) have been calculated and maintained in accordance with the Section 33 of the Bank Companies Act, 1991 and of instructions contained in MPD Circular No. 4 and 5 dated 1 December 2010, DOS Circular No. 1 dated 19 January 2014 and MPD Circular No. 1 and 2 dated 23 June 2014 issued by Bangladesh Bank.		
5.1.1 Cash Reserve Requirement (CRR): average 6.5% of average demand and time liabilities with minimum 6% on any date		
Required reserve	13,532,824,000	15,421,038,000
Actual reserve maintained		
Balance with Bangladesh Bank-Local currency [Note 5]	19,809,725,351	16,353,305,279
Surplus/(deficit)*	6,276,901,351	932,267,279
Cash Reserve Maintained: more than 6% throughout the accounting year and 9.51% on the Balance Sheet date	9.51%	6.89%
5.1.2 Statutory Liquidity Ratio (SLR): 13% of average demand and time liabilities		
Required reserve	31,986,674,000	30,842,076,000
Available for maintenance:		
Cash in hand (including foreign currencies)	11,964,935,205	11,213,603,710
Balance with Bangladesh Bank - Foreign currencies	4,790,036,927	2,942,139,358
Balance with Sonali Bank Limited (as an agent of Bangladesh Bank)	680,539,663	372,668,796
Unencumbered approved securities (treasury bills and bonds, debentures etc.)	25,814,082,310	25,900,671,524
	43,249,594,105	40,429,083,388
Surplus	11,262,920,105	9,587,007,388
Total surplus (5.1.1+5.1.2)	17,539,821,456	10,519,274,667
Statutory Liquidity Ratio (SLR) Maintained (%)	17.58%	17.04%
6. Balance with other banks and financial institutions		
In Bangladesh		
Main Operation [Note 6.1]	18,744,741,259	27,751,068,151
Off-shore Banking Unit	2,760,899,711	4,334,427,700
Less: Inter Bank transactions [Note 12]	(7,379,580,768)	(10,555,244,585)
	14,126,060,202	21,530,251,266
Outside Bangladesh		
Main Operation [Note 6.1]	1,839,164,951	3,565,817,723
Off-shore Banking Unit	-	-
	1,839,164,951	3,565,817,723
Total Balance with other banks and financial institutions	15,965,225,153	25,096,068,989

	30-Jun-18	31-Dec-17
	Taka	Taka
6.1 Balance with other banks and financial institutions - Main Operation		
(a) In Bangladesh		
In current deposit accounts with		
Janata Bank Limited	67,985	49,066
Sonali Bank Limited	88,802,790	76,936,895
Standard Chartered Bank, Dhaka	38,387,160	42,349,585
Islami Bank Bangladesh Limited	35,473,879	49,884,201
Agrani Bank Limited	32,025	344,919
Al Arafah Islami Bank Limited	2,160	2,735
The City Bank	44,176	44,216
National Bank Limited	17,770	35,015
	162,827,945	169,646,632
In special notice deposit accounts with		
Sonali Bank Limited	1,142,690,943	1,585,305,015
National Bank Limited	30,900,948	7,259,898
The City Bank Limited	4,359	4,359
Rupali Bank Limited	81,620	4,582,195
Agrani Bank Limited	75,086,805	21,562,536
Janata Bank Limited	5,517,095	205,442,958
Dhaka Bank Limited	1,614,019	1,614,019
Islami Bank Limited	409,032,692	622,632,099
	1,664,928,481	2,448,403,079
In fixed deposit accounts with		
Dhaka Bank Limited	1,000,000,000	1,000,000,000
Brac Bank Limited	-	1,000,000,000
IFIC Bank Limited	-	1,000,000,000
Jamuna Bank Limited	-	1,000,000,000
Midland Bank Limited	-	300,000,000
Modhumoti Bank Limited	-	300,000,000
Mutual Trust Bank Limited	1,000,000,000	1,000,000,000
National Bank Limited	-	1,000,000,000
NCC Bank Limited	2,000,000,000	2,000,000,000
The City Bank Limited	1,500,000,000	-
Southeast Bank Limited	200,000,000	-
Rajshahi Krishi Unnayan Bank Limited	300,000,000	-
Standard Bank Limited	500,000,000	1,000,000,000
	6,500,000,000	9,600,000,000
In fixed deposit accounts (in foreign currency) with		
Off-shore Banking Unit, Dutch-Bangla Bank Limited	4,766,984,833	6,533,018,440
	4,766,984,833	6,533,018,440
Other financial institutions		
In fixed deposit accounts with		
Investment Corporation of Bangladesh	5,100,000,000	6,500,000,000
Delta Brac Houseing Limited (DBH)	-	800,000,000
International Leasing & Financial Services Limited	100,000,000	250,000,000
Bangladesh Industrial Finance Company Limited (BIFC)	350,000,000	350,000,000
Lanka Bangla Finance Limited	100,000,000	400,000,000
IDLC Finance Limited	-	600,000,000
Union Capital Limited	-	100,000,000
	5,650,000,000	9,000,000,000
Total (a) In Bangladesh	18,744,741,259	27,751,068,151

(b) Outside Bangladesh**In demand deposit accounts (interest bearing) with**

Name of the correspondent Bank	Currency	30-Jun-18			31-Dec-17		
		Amount in foreign currency	Exchange rate for per unit foreign currency	Amount in Taka	Amount in foreign currency	Exchange rate for per unit foreign currency	Amount in Taka
Mashreqbank PSC, New York, USA	USD	1,709,878	83.2250	142,304,612	6,233,192	82.7000	515,485,011
Commerzbank AG, Frankfurt, Germany	EURO	46,360	95.9248	4,447,071	120,213	98.2972	11,816,625
AB Bank Ltd., Mumbai, India	ACU	10,217	83.2250	850,341	213,639	82.7000	17,667,952
Citibank N.A., New York, USA	USD	6,882,580	83.2250	572,802,712	6,739,307	82.7000	557,340,648
Unicredit S.P.A., Milano, Italy	EURO	26,736	95.9248	2,564,633	145,185	98.2972	14,271,308
ICICI Bank Limited, Mumbai, India	ACU	108,781	83.2250	9,053,272	66,168	82.7000	5,472,133
				732,022,641			1,122,053,677

In demand deposit account (non-interest bearing) with

Name of the correspondent Bank	Currency	30-Jun-18			31-Dec-17		
		Amount in foreign currency	Exchange rate for per unit foreign currency	Amount in Taka	Amount in foreign currency	Exchange rate for per unit foreign currency	Amount in Taka
Standard Chartered Bank, London, UK	GBP	372,633	108.5830	40,461,573	66,838	110.7767	7,404,058
Standard Chartered Bank, New York, USA	USD	10,476,450	83.2250	871,902,541	25,998,667	82.7000	2,150,089,760
ICICI Bank Ltd., Hong Kong	USD	539,376	83.2250	44,889,602	142,595	82.7000	11,792,592
JP Morgan Chase Bank N.A., New York, USA	USD	1,179,180	83.2250	98,137,243	2,704,424	82.7000	223,655,886
Standard Chartered Bank, Colombo, Sri Lanka	ACU	32,754	83.2250	2,725,980	8,728	82.7000	721,794
Commerzbank AG, Frankfurt, Germany	CHF	44,480	83.4007	3,709,657	54,414	83.8317	4,561,656
The Bank of Tokyo-Mitsubishi UFJ Ltd., Tokyo, Japan	JPY	6,928,958	0.7588	5,257,693	3,522,820	0.7295	2,569,897
Bank of Montreal Canada	CAD	40,932	62.1571	2,544,186	70,807	65.3393	4,626,474
Mashreqbank PSC, Mumbai, India	ACU	106,364	83.2250	8,852,107	17,524	82.7000	1,449,268
Mashreqbank PSC, Mumbai, India	EUR	683	95.9248	65,558	683	98.2972	67,179
Standard Chartered Bank, Mumbai, India	ACU	110,491	83.2250	9,195,614	191,962	82.7000	15,875,236
HDFC Bank Limited	ACU	50,280	83.2250	4,184,533	88,753	82.7000	7,339,854
Bank of Ceylon, Colombo, Sri Lanka	ACU	51,313	83.2250	4,270,521	14,673	82.7000	1,213,482
Habib Metropolitan Bank, Karachi, Pakistan	ACU	42,437	83.2250	3,531,824	16,308	78.7022	1,283,476
Commerzbank AG, Frankfurt, Germany	AUD	71,764	61.2121	4,392,824	40,181	64.2331	2,580,941
Axis Bank, India	ACU	36,297	83.2250	3,020,854	84,455	82.7000	6,984,465
Westpac Banking Corporation	AUD	-	61.2121	-	24,100	64.2331	1,548,028
				1,107,142,310			2,443,764,046
Total (b) Outside Bangladesh				1,839,164,951			3,565,817,723
Total (a+b)				20,583,906,210			31,316,885,874

	30-Jun-18	31-Dec-17
	Taka	Taka
7. Money at call on short notice		
a) With banks		
Prime Bank Limited	500,000,000	
One Bank Limited	740,000,000	
	1,240,000,000	-
b) With non bank financial institutions		
Delta Brac Housing Finance Corporation Limited	350,000,000	-
IDLC Finance Limited	490,000,000	-
	840,000,000	-
Total (a+b)	2,080,000,000	-
8. Investments		
In Government securities		
Treasury bills		
91-day treasury bills	-	-
182-day treasury bills	-	-
364-day treasury bills	-	-
7-day Bangladesh Bank bills	4,919,824,800	7,498,123,857
	4,919,824,800	7,498,123,857
Treasury bonds		
2-year treasury bonds	1,032,094,440	-
5-year treasury bonds	4,582,764,577	5,104,459,176
10-year treasury bonds	10,512,350,576	11,012,363,574
15-year treasury bonds	4,472,845,038	1,991,522,038
20-year treasury bonds	294,202,879	294,202,879
	20,894,257,510	18,402,547,667
Total treasury bills and bonds	25,814,082,310	25,900,671,524
Prize bonds	11,061,256	5,957,900
	25,825,143,566	25,906,629,424
Other investments		
Subordinated bonds [Note 8.2]	240,000,000	280,000,000
Shares [Note 8.3]	11,283,434	11,283,434
	251,283,434	291,283,434
	26,076,427,000	26,197,912,858
8.1 Classification of investments		
Government treasury bills and bonds		
Held for trading (HFT)	-	-
Held to maturity (HTM)	25,814,082,310	25,900,671,524
Total investments in government securities	25,814,082,310	25,900,671,524
Prize bonds	11,061,256	5,957,900
Other investments	251,283,434	291,283,434
	26,076,427,000	26,197,912,858

	30-Jun-18	31-Dec-17
	Taka	Taka
8.2 Other investments -Subordinated Bonds		
First Security Islami Bank Mudaraba Bond	240,000,000	280,000,000
	240,000,000	280,000,000
8.3 Other investments - shares		
In shares (quoted and unquoted)		
Quoted		
RAK Ceramics (Bangladesh) Limited	5,664	5,664
	5,664	5,664
Unquoted		
Central Depository Bangladesh Limited	6,277,770	6,277,770
Market Stabilization Fund (MSF) Asset Management Company Limited	5,000,000	5,000,000
	11,277,770	11,277,770
	11,283,434	11,283,434
9. Loans and advances		
Main Operation [Note 9.1]		
Loans, cash credits, overdrafts, etc.	199,101,820,108	191,235,070,845
Bills purchased and discounted	7,194,998,333	6,470,116,423
	206,296,818,441	197,705,187,268
Off-shore Banking Unit		
Loans, cash credits, overdrafts, etc.	567,699,597	666,737,816
Bills purchased and discounted	13,775,187,366	8,885,456,024
	14,342,886,963	9,552,193,840
Total loans and advances	220,639,705,404	207,257,381,108
9.1 Loans, cash credits, overdrafts etc. - Main operation		
In Bangladesh		
Overdraft	24,397,066,497	21,609,425,990
Cash credit	44,094,725,922	43,158,407,264
Export cash credit	11,252,698,933	16,641,311,409
Transport loan	2,324,651,292	1,209,109,886
House building loan	2,841,209,677	2,172,330,095
Loan against trust receipt	5,215,818,558	4,406,465,108
Term loan - industrial	63,288,768,543	60,654,766,122
Term loan - other	31,000,389,757	29,917,901,497
Payment against document - cash	353,155,382	80,203,923
Payment against document - EDF	335,247,388	615,527,031
Consumer finance	13,394,582,599	10,179,768,756
Staff loan	603,505,560	589,853,764
	199,101,820,108	191,235,070,845
Outside Bangladesh	-	-
	199,101,820,108	191,235,070,845
Bills purchased and discounted		
Payable in Bangladesh		
Inland bills purchased	7,126,763,589	6,416,673,400
Payable outside Bangladesh		
Foreign bills purchased and discounted	68,234,744	53,443,023
	7,194,998,333	6,470,116,423
Total loans and advances	206,296,818,441	197,705,187,268

	30-Jun-18	31-Dec-17
	Taka	Taka
9.2 Net loans and advances including bills purchased and discounted		
Total loans, advances and lease receivables [Note 9.1]	206,296,818,441	197,705,187,268
Less : Provision against loans and advances (specific and general) [Note 9.4(b)]	6,371,913,758	7,072,213,981
Less : Cumulative balance of interest suspense account [Note 14.1.4]	2,517,623,472	2,582,802,096
	197,407,281,211	188,050,171,191

9.3 Loans and advances including bills purchased and discounted are classified into the following broad categories

a) Loans and advances

In Bangladesh

Loans

Cash credit

Overdraft

130,610,027,689	126,467,237,591
44,094,725,922	43,158,407,264
24,397,066,497	21,609,425,990
199,101,820,108	191,235,070,845
-	-
199,101,820,108	191,235,070,845

Outside Bangladesh

b) Bills purchased and discounted

Payable in Bangladesh

Payable outside Bangladesh

7,126,763,589	6,416,673,400
68,234,744	53,443,023
7,194,998,333	6,470,116,423
206,296,818,441	197,705,187,268

Total (a+b)

9.4 a) Classification of loans and advances including bills purchased and discounted

Status of loans and advances	Year					
	30-Jun-18				31-Dec-17	
	Outstanding amount (Taka)			Mix (%)	Total Outstanding amount (Taka)	Mix (%)
Main Operation [Note 9.4.b]	Off-shore Banking Unit	Total				
Unclassified loans and advances						
Standard (including staff loans)	191,210,557,923	14,342,886,963	205,553,444,886	93.16%	194,816,084,808	94.00%
Special mention account	5,949,388,904	-	5,949,388,904	2.70%	2,796,776,689	1.35%
Total unclassified loans and advances	197,159,946,827	14,342,886,963	211,502,833,790	95.86%	197,612,861,497	95.35%
Classified loans and advances						
Substandard	404,686,889	-	404,686,889	0.18%	152,284,623	0.07%
Substandard MC	279,204	-	279,204	0.00%		
Doubtful	642,684,460	-	642,684,460	0.29%	141,353,913	0.07%
Bad/loss	8,089,221,061	-	8,089,221,061	3.67%	9,350,881,075	4.51%
Total classified loans and advances	9,136,871,614	-	9,136,871,614	4.14%	9,644,519,611	4.65%
Total loans and advances	206,296,818,441	14,342,886,963	220,639,705,404	100.00%	207,257,381,108	100.00%

b) Classification and provisioning of loans and advances including bills purchased and discounted

b.1) Main Operation

Classification / Status of loans and advances	Amount of outstanding loans and advances as at 30 June 2018 (Taka)	Base for provision (Taka)	Percentage (%) of provision required as per Bangladesh Bank's directives	Amount of provision required as at 30 June 2018 (Taka)	Amount of provision required as at 31 December 2017 (Taka)
Unclassified loans and advances					
All unclassified loans (other than loans under small and medium enterprise, consumer financing and short term agricultural credit)	147,283,332,083	147,283,332,083	1%	1,490,561,336	1,449,952,519
Small and medium enterprise financing	26,108,172,750	26,108,172,750	0.25%	67,236,443	64,754,398
Consumer financing (other than housing finance under consumer financing scheme)	7,610,588,839	7,610,588,839	5%	380,529,442	300,265,674
Consumer Financing(Credit Card)	1,494,155,372	1,494,155,372	2%	29,883,107	25,416,720
Consumer financing (for housing finance)	4,978,679,126	4,978,679,126	1%	49,786,791	53,549,248
Loans to BHs/MBs/SDs	438,401,601.0	438,401,601.0	2%	8,768,032	8,994,540
Short term agricultural credit	2,661,144,838	2,661,144,838	1%	26,611,448	33,427,839
Micro credit	32,577,754	32,577,754	1%	325,778	340,262
	191,210,557,923	190,607,052,363		2,053,702,378	1,936,701,200
Special mention account					
All unclassified loans (other than loans under small enterprise and consumer financing)	3,615,588,937	3,615,588,937	1%	36,155,889	25,448,130
Small & Medium enterprise financing	2,185,673,836	2,185,673,836	0.25%	5,464,185	411,332
Consumer financing (other than housing finance under consumer financing scheme)	115,666,921	115,666,921	5%	5,783,346	3,553,817
Consumer Financing(Credit Card)	18,665,261	18,665,261	2%	373,305	291,480
Consumer financing (for housing finance)	13,793,949	13,793,949	1%	137,939	17,805
	5,949,388,904	5,949,388,904		47,914,664	29,722,564
	197,159,946,827	196,556,441,266		2,101,617,042	1,966,423,764
Classified loans and advances					
Substandard	404,686,889	224,555,898	20%	44,911,180	11,148,811
Substandard MC	279,204	241,958	5%	12,098	-
Doubtful	642,684,460	418,210,987	50%	209,105,494	26,501,446
Bad /loss	8,089,221,061	3,984,586,200	100%	3,984,586,200	5,031,264,938
	9,136,871,614	4,627,595,043		4,238,614,972	5,068,915,195
Total-Main Operation	206,296,818,441	201,184,036,309		6,340,232,014	7,035,338,960
b.1.1) Main Operation					
Provision required				6,340,232,014	7,035,338,960
Provision maintained				6,371,913,758	7,072,213,981
Provision surplus (i)				31,681,744	36,875,021
b.2) Off-shore Banking Unit					
Provision required				143,428,870	95,521,938
Provision maintained				143,493,755	95,693,755
Provision surplus (ii)				64,885	171,817
Provision surplus					
Main Operation (i)				31,681,744	36,875,021
Off-shore Banking Unit (ii)				64,885	171,817
Total provision surplus (i+ii)				31,746,629	37,046,838

	30-Jun-18	31-Dec-17
	Taka	Taka
10. Fixed assets at cost or revalued amount including land, building, furniture and fixtures		
Main Operation [Note 10.1]		
Total cost	13,203,666,926	12,826,322,940
Less: Accumulated depreciation	7,978,094,146	7,393,209,368
	5,225,572,780	5,433,113,572
Off-shore Banking Unit		
Total cost	101,633	101,633
Less: Accumulated depreciation	101,551	101,551
	82	82
Total Fixed assets at cost or revalued	5,225,572,862	5,433,113,654
10.1 Fixed assets at cost or revalued amount including land, building, furniture and fixtures - Main Operation		
Land	748,360,000	748,360,000
Building	399,543,957	399,543,957
Interior decoration	1,100,591,576	1,046,405,929
Furniture and fixtures	354,395,030	348,152,250
Other machinery and equipment	1,986,569,576	1,899,302,350
Computer equipment	3,823,126,146	3,721,177,496
Computer software	491,854,160	431,961,950
Motor vehicles	561,714,829	538,061,835
ATM Booth	1,070,463,381	1,037,508,902
ATM and Fast Track (ATM & Deposit Machine)	2,666,853,680	2,655,653,680
Books	194,591	194,591
	13,203,666,926	12,826,322,940
Less: Accumulated depreciation	7,978,094,146	7,393,209,368
	5,225,572,780	5,433,113,572
11. Other assets - Consolidated		
Main Operation [Note 11.1]	18,319,015,051	17,088,188,517
Off-shore Banking Unit	24,503,536	31,970,723
Less: Inter Bank transactions [Note 14]	(62,032,330)	(79,576,215)
	18,281,486,257	17,040,583,025
11.1 Other assets		
Income generating other assets (Note 11.1.a)	-	-
Non-income generating other assets (Note 11.1.b)	18,319,015,051	17,088,188,517
	18,319,015,051	17,088,188,517
11.1.a Income generating other assets		
i) Investment in shares of subsidiary companies:		
In Bangladesh	-	-
Outside Bangladesh	-	-
	-	-
11.1.b Non-income generating other assets		
i) Stationery, stamps, printing materials in stock	145,183,901	168,540,016
ii) Advance rent and advertisement	552,403,008	584,216,572
iii) Interest accrued on investment but not collected, commission and brokerage receivable on shares and debentures and other income receivable	836,105,256	858,865,511
iv) Security deposits	21,766,382	17,961,785
v) Preliminary, formation and organization expenses, renovation/development expenses and prepaid expenses	1,056,380,994	947,085,157
vi) Branch adjustment (net)	-	8,037,461
vii) Suspense account	6,728,328	(4,685,242)
viii) Silver	-	-
ix) Others [Note 11.2]	15,700,447,182	14,508,167,257
	18,319,015,051	17,088,188,517
11.2 Break-up of others		
Encashment of Sanchaya Patra (awaiting realization)	521,755,157	352,879,636
Advance tax [Note 11.2.1]	11,978,073,264	10,074,401,386
Deferred tax [Note 11.2.2]	1,618,244,256	2,085,282,270
Sundry assets [Note 11.2.3]	1,582,374,505	1,995,603,965
	15,700,447,182	14,508,167,257

	30-Jun-18	31-Dec-17
	Taka	Taka
11.2.1 Advance tax		
The amount is stated after adjustment of advance income tax against final assessment orders for the accounting years 1996, 1997, 2001, 2002, 2003, 2004, 2005, 2006 and 2007. [Note 14.1.2 and 14.1.2.2]		
11.2.2 Deferred tax		
Opening balance	2,085,282,270	1,846,326,012
Add: Deferred tax assets / (liability) for the period	(467,038,014)	238,956,258
Closing balance	1,618,244,256	2,085,282,270
11.2.3 Sundry assets		
Sundry debtors	89,262,439	68,100,883
Cash remittance	87,450,034	83,485,115
Others	1,405,662,032	1,844,017,967
	1,582,374,505	1,995,603,965
12. Borrowings from other banks, financial institutions and agents		
Main Operation [Note 12.1]	12,831,128,296	22,229,159,570
Off-shore Banking Unit	16,506,253,434	13,460,891,653
Less: Inter Bank transactions [Note 6]	(7,379,580,768)	(10,555,244,585)
	21,957,800,962	25,134,806,638
12.1 Borrowings from other banks, financial institutions and agents- Main operation		
a) In Bangladesh		
Secured		
Refinance from Bangladesh Bank		
Housing [Note 12.3]	8,332,926	10,777,804
Export Development Fund (EDF)	9,211,231,172	14,473,454,008
Small and Medium Enterprise (SME) [Note 12.2 , 12.3]	66,022,113	62,499,405
Financial Sector Support Project (FSSP)	665,655,632	119,392,204
	9,951,241,843	14,666,123,421
Unsecured		
Call Money Borrowing		
From other Banks, Financial Institutions and Agents	-	-
Credit lines		
From Rupantarita Prakritik Gas Company Limited (RPGCL)	14,361,073	30,472,504
From Sonali Bank Limited, etc.	-	3,500,000,000
From BASIC Bank Limited	252,929,445	10,337,500
From Off-shore Banking Unit, Dutch-Bangla Bank Limited	2,612,595,935	4,022,226,145
	2,879,886,453	7,563,036,149
	12,831,128,296	22,229,159,570
b) Outside Bangladesh		
Secured	-	-
Unsecured	-	-
	-	-
	-	-
Total (a+b)	12,831,128,296	22,229,159,570
12.2 Small and Medium Enterprise (SME)		
Refinance facility (ies) availed from Bangladesh Bank under the following schemes for Small and Medium Enterprises :		
Asian Development Bank Fund [Note 12.3]	2,475,000	2,615,625
Women Entrepreneur Fund [Note 12.3]	46,742,113	54,283,780
10 Taka Account Fund [Note 12.3]	16,805,000	5,600,000
	66,022,113	62,499,405

	30-Jun-18	31-Dec-17
	Taka	Taka
12.3 Assets pledged as security for liability		
As at the reporting date of these financial statements, the Bank had no assets pledged as security except the Balance with Bangladesh Bank (local currency) against liability of refinance facility availed from Bangladesh Bank under the Housing Loan, Small & Medium Enterprising Financing under Asian Development Bank Fund, International Development Agency (IDA) and Enterprise Growth and Bank Modernization Programme (EGBMP) Fund and Women Entrepreneur Fund by the Bank. [Note 12.1]		
13. Deposits and other accounts		
Main Operation [Note 13.1]		
Current deposits and other accounts	53,496,096,745	51,257,730,383
Bills payable	4,867,080,885	3,695,575,746
Savings bank deposits	119,346,524,228	110,348,053,558
Term deposits	71,639,386,296	68,463,941,695
	249,349,088,154	233,765,301,382
Off-shore Banking Unit		
Current deposits and other accounts	20,682,175	31,055,986
Bills payable	-	-
Savings bank deposits	-	-
Term deposits	-	-
	20,682,175	31,055,986
Total Deposits and other accounts	249,369,770,329	233,796,357,368
13.1 Deposits and other accounts - Main Operation		
Current deposits and other accounts		
Current deposits	41,908,530,320	39,662,324,977
Foreign currency deposits	2,360,700,437	1,864,491,922
Sundry deposits [Note 13.1.1]	9,226,865,988	9,730,913,484
	53,496,096,745	51,257,730,383
Bills payable		
Payment order	4,848,665,181	3,668,407,317
Demand draft	18,415,704	27,168,429
	4,867,080,885	3,695,575,746
Savings bank deposits	119,346,524,228	110,348,053,558
Term deposits		
Fixed deposits	46,298,416,555	45,048,710,534
Special notice deposits	25,224,949,049	23,288,256,088
Non resident foreign currency deposits	2,068,578	2,761,461
Resident foreign currency deposits	74,198,442	75,301,430
Monthly term deposits	39,753,672	48,912,182
	71,639,386,296	68,463,941,695
	249,349,088,154	233,765,301,382
13.1.1 Details of sundry deposits		
Margin on irrevocable letters of credit	744,521,858	695,649,676
Margin on letters of guarantee	310,874,731	250,944,969
Margin on inward foreign documentary bills for collection (IFDBC)	383,631,860	346,767,394
Sundry deposit on foreign bills purchased awaiting for realization (FBPAR)	5,688,520,454	6,077,562,336
Sundry deposit - withholding tax -IT	142,836,905	230,476,769
Sundry deposit - excise duty	1,054,901	310,821,573
Sundry deposit - withholding tax -VAT	103,541,745	161,572,238
Sundry deposits-sale proceeds of Sanchay Patra	241,540,145	6,800,000
Interest payable on deposit accounts	497,975,771	459,011,293
Others sundry deposits	1,112,367,618	1,191,307,236
	9,226,865,988	9,730,913,484

	30-Jun-18	31-Dec-17
	Taka	Taka
13.1.2 Segregation of deposits and other accounts		
Other than inter-bank deposits	249,311,247,467	233,750,162,220
Inter-bank deposits [Note 13.3]	37,840,687	15,139,162
	249,349,088,154	233,765,301,382
13.1.3 Details of inter-bank deposits		
In current deposits account		
Al-Arafah Islami Bank Limited	17,680,978	3,181,553
Southeast Bank Limited	6,870	8,135
	17,687,848	3,189,688
In special notice deposits account		
Janata Bank Limited	54,092	54,855
Dhaka Bank Limited	18,877,886	10,692,245
Mutual Trust Bank Limited	67,404	66,081
National Credit and Commerce Bank Limited	133,210	131,148
Prime Bank Limited	898,350	882,944
ICB Islami Bank Limited	110,864	110,137
The City Bank Limited	11,023	11,493
First Security Islami Bank Limited	10	571
	20,152,839	11,949,474
	37,840,687	15,139,162
14. Other liabilities - Consolidated		
Main Operation [Note 14.1]	26,235,304,270	25,670,560,215
Off-shore Banking Unit	298,839,106	189,611,889
Less: Inter Bank transactions [Note 11]	(62,032,330)	(79,576,215)
	26,472,111,046	25,780,595,889
14.1 Other liabilities- Main operation		
	<u>Notes</u>	
Unclaimed dividends		336,951,067
Provision for expenses		248,549,322
Contribution to Dutch-Bangla Bank Limited Employees' Superannuation Fund		120,000,000
Contribution to Dutch-Bangla Bank Limited Employees' Gratuity Fund		210,000,000
Provision for interest on credit lines, refinance scheme and subordinated debt		252,784,356
Branch adjustment (net)		-
Provision for classified assets	14.1.1	484,893,000
Provision for taxation	14.1.2	13,466,859,777
Accumulated provision for loans and advances including off-balance sheet exposures	14.1.3	7,777,228,899
Cumulative balance of interest suspense account	14.1.4	2,582,802,096
Others		190,491,698
		26,235,304,270
		25,670,560,215

	30-Jun-18	31-Dec-17
	Taka	Taka
14.1.1 Other provisions		
Provision for other classified assets [Note 14.1.1.1]	484,893,000	484,893,000
Provision for nostro accounts [Note 14.1.1.2]	-	-
	484,893,000	484,893,000

14.1.1.1 Provision for other classified assets

As per BRPD Circular No. 14 dated 25 June 2001, the following amount has been provided in the financial statements of the Bank as provision for other classified assets (legal expenses recoverable from the defaulted borrowers):

Opening balance	484,893,000	104,893,000
Add: Provision made for the period	-	380,000,000
Closing balance	484,893,000	484,893,000

14.1.1.2 Provision for nostro accounts

As per instructions contained in the Circular Letter No. FEPA (FEMO)/01/2005-677 dated 13 September 2005 issued by Foreign Exchange Policy Department of Bangladesh Bank, provision has to be made against the un-reconciled debit balance of nostro accounts for more than three months @ 10% to 100%. As on 30 September 2017, the bank has no outstanding debit balance in nostro accounts for more than three months. Hence, no provision is required.

14.1.2 Provision for taxation

Current tax

Opening balance	13,466,859,777	10,389,863,042
Add: Provision made for the period [Note 14.1.2.1]	1,111,016,211	3,076,996,735
Less: Adjustment made against Advance Tax/Adjustment made against final assessment orders by the Deputy Commissioner of Taxes or the Appellate Authority	-	-
Closing balance [Note 14.1.2.2]	14,577,875,988	13,466,859,777

14.1.2.1 Current tax - Provision for the period

Provision made for the current period on taxable income	1,111,016,211	3,076,996,735
Adjustment for the previous period	-	-
	1,111,016,211	3,076,996,735

14.1.2.2 Assessment of income tax has been finalized with the tax authority for the accounting years 1996, 1997, 2001, 2002, 2003, 2004, 2005, 2006, 2007, 2008 and 2009. [Note 11.2.1]

Final assessment of income tax for accounting years 1998, 1999, 2000, 2010, 2011 and 2012 are pending with Appellate Authorities. Full tax provision has been made in the accounts for the respective years based on the latest assessment orders made by the Deputy Commissioner of Taxes or Appellate Authorities.

	30-Jun-18	31-Dec-17
	Taka	Taka
14.1.3 Accumulated provision for loans and advances and Off-balance sheet exposures		
(A) Specific provision for bad and doubtful loans and advances		
Opening balance	5,100,192,229	4,769,570,865
Less : Fully provided debt written-off	-	-
Add: Recoveries of amounts previously written-off	-	766,552,103
Add: Specific provision for the period	(830,300,223)	(435,930,739)
Less: Recoveries and Provision no longer required	-	-
Add: Net charge to profit and loss account	-	-
Provision held at the end of the period [Note 9.4(b)]	4,269,892,006	5,100,192,229
(B) General provision		
General provision against unclassified loans and advances		
Opening balance	1,972,021,752	1,648,571,000
General provision for the period	130,000,000	323,450,752
Provision held at the end of the period [Note 9.4(b)]	2,102,021,752	1,972,021,752
(C) General provision against Off-balance sheet exposures		
As per the instructions contained in BRPD Circular No. 8 dated 7 August 2007 and BRPD Circular No. 10 dated 18 September 2007, following provision has been made against the Off-balance sheet exposures of the Bank:		
Opening balance	705,014,918	600,516,818
Add: Provision made for the period	77,974,975	104,498,100
Provision held at the end of the period	782,989,893	705,014,918
	2,885,011,645	2,677,036,670
Total (A + B + C)	7,154,903,651	7,777,228,899
(D) Accumulated provision for loans and advances and Off-balance sheet exposures - Consolidated		
Specific provision for bad and doubtful loans and advances	4,269,892,006	5,100,192,229
General provision against unclassified loans and advances-Main Operation	2,102,021,752	1,972,021,752
General provision against Off-balance sheet exposures-Off-Shore Banking Unit	143,493,755	95,693,755
General provision against Off-balance sheet exposures	782,989,893	705,014,918
	7,298,397,406	7,872,922,654
14.1.4 Cumulative balance of interest suspense account		
Opening balance	2,582,802,096	2,148,422,267
Add: Amount transferred to interest suspense account during the period	403,509,132	1,895,926,701
Less: Amount transferred from interest suspense account during the period	200,484,945	1,127,320,873
Less: Amount written-off/waived during the period	268,202,811	334,225,999
Balance at the end of the period	2,517,623,472	2,582,802,096

	30-Jun-18	31-Dec-17
	Taka	Taka
15. Subordinated debt		
Subordinated debt - Taka 642,252,440		
The Bank arranged a subordinated debt from FMO, the Netherlands totaling Taka 642,252,440 equivalent to EURO 6.6 million for a term of ten years to strengthen the capital base of the Bank. Principal amount of Taka 642,252,440 has been restructured in 2010 with the approval of Bangladesh Bank. The principal amount is repayable in five (5) equal yearly installments, last installment of which is payable on 15 December 2018.	128,450,488	128,450,488
The interest rate for the Subordinated debt is fixed at 7% p.a.		
Subordinated debt - Taka 1,934,375,000		
The Bank arranged a subordinated debt from FMO, the Netherlands for USD 25 million equivalent to Taka 1,934,375,000 for a term of six years to strengthen the Tier-2 capital as well as total capital of the Bank during December 2013 with the approval of Bangladesh Bank. The principal amount is repayable in eight (8) equal half-yearly installments with two years moratorium, last installment of which is payable on 15 February 2020.	1,040,312,500	1,292,187,500
The interest rate for the subordinated debt is six (6) month LIBOR plus 5% margin p.a.		
Subordinated debt - Taka 1,934,375,000		
The Bank arranged a subordinated debt from DEG, Germany for USD 25 million equivalent to Taka 1,934,375,000 for a term of six years to strengthen the Tier-2 capital as well as total capital of the Bank during June 2014 with the approval of Bangladesh Bank. The principal amount is repayable in eight (8) equal half-yearly installments with two years moratorium, last installment of which is payable on 15 August 2020.	1,040,312,500	1,292,187,500
The interest rate for the subordinated debt is six (6) month LIBOR plus 5% margin p.a.		
Subordinated debt - Taka 5,000,000,000		
The Bank arranged a subordinated debt from six scheduled local banks for Taka 5,000,000,000 for a term of seven years to strengthen the Tier-2 capital as well as total capital of the Bank during June 2017 with the approval of Bangladesh Bank. The principal amount is repayable in five (5) equal installments with two years moratorium, last installment of which is payable on 14 June 2024.	5,000,000,000	5,000,000,000
The interest rate for the subordinated debt is approximately @ 10.5% p.a.		
Total	7,209,075,488	7,712,825,488

As per BRPD Circular No. 13 dated 14 October 2009, BRPD Circular No. 35 dated 29 December 2010 and Letter No. BRPD(BIC)661/14B(P)/2010-340 dated 22 December 2010, FEPD (external debts & grants section)/701/K-1/2013-463 dated 17 December 2013 and Letter No. BRPD(BIC)661/148(P)/2013/2560 dated 30 December 2013 issued by Bangladesh Bank, the above noted debt capital (Subordinated debt) is considered as a component of supplementary capital (Tier 2 capital) of the Bank within the regulatory limits.

	30-Jun-18	31-Dec-17
	Taka	Taka
16. Share capital		
16.1 Authorized share capital		
400,000,000 ordinary shares of Taka 10 each	4,000,000,000	4,000,000,000
16.2 Issued, subscribed and fully paid up share capital		
200,000,000 ordinary shares of Taka 10 each	2,000,000,000	2,000,000,000
16.2.1 Raising of capital		
The paid-up share capital of the Bank was raised in the following manner:		
From the sponsor shareholders before IPO		
By issuing of 1,800,000 ordinary shares of Taka 100 each	180,000,000	180,000,000
Through Initial Public Offering (IPO)		
The Bank raised Taka 22,135,000 through initial public offering in the year 2001 against issuance of 221,350 ordinary shares of Taka 100 each	22,135,000	22,135,000
The premium of Taka 50 was also applied for 221,350 shares against face value of Taka 100 each [Note 17]		
Bonus shares		
Bonus shares @3.94719 against 1 existing share of Taka 100 each for the year 2007	797,865,000	797,865,000
Bonus shares @0.50 against 1 existing share of Taka 100 each for the year 2008	500,000,000	500,000,000
Bonus shares @0.333 against 1 existing share of Taka 100 each for the year 2009	500,000,000	500,000,000
	2,000,000,000	2,000,000,000

16.3 Capital to Risk Weighted Assets Ratio (CRAR) under Basel III:

As per Section 13 of the Bank Company (Amended) Act, 2018 and instructions contained in BRPD Circular No. 18 dated 21 December 2014, [Guidelines on Risk Based Capital Adequacy (Revised Regulatory Capital Framework for banks in line with Basel III)], the risk based capital (eligible regulatory capital) of the Bank as of 30 June 2018 stood at Taka 27,168,565,083 against the risk based capital requirement of Taka 25,120,708,169. As a result, there was a capital surplus of Taka 2,047,856,914 in risk based capital adequacy ratio as on 30 June 2018.

As per Section 13 of the Bank Company (Amended) Act, 2018 and the instruction contained in BRPD Circular Letter No. 11 dated 14 August 2008, the paid-up share capital and statutory reserve should be at least Taka 4,000,000,000, in which, the paid-up share capital should be minimum Taka 2,000,000,000. Against that, the paid-up share capital and statutory reserve of the Bank was Taka 11,833,705,453 (Paid-up share capital, Taka 2,000,000,000 and statutory reserve, Taka 9,833,705,453) as on 30 June 2018.

The details of capital to risk-weighted asset ratio (CRAR) are furnished below:

	30-Jun-18 Taka	31-Dec-17 Taka
Total assets (excluding off-balance sheet assets)	325,513,653,822	311,906,776,777
Total off-balance sheet assets	80,345,374,345	70,501,491,764
Total Risk weighted assets [RWA] against		
i. Credit Risk		
On-balance sheet	150,758,755,212	139,822,215,006
Off-balance sheet	31,139,038,734	32,929,426,035
	181,897,793,947	172,751,641,041
ii. Market Risk	1,477,974,937	3,123,972,868
iii. Operational Risk	28,167,036,753	25,085,840,168
A) Total Risk weighted assets (RWA) [i+ii+iii]	211,542,805,636	200,961,454,077
B) Minimum Capital Requirement (MCR) with CCB [11.875% of risk weighted assets]	25,120,708,169	22,608,163,584
C) Common Equity Tire 1 (CET1) capital		
Paid-up share capital	2,000,000,000	2,000,000,000
Share premium	11,067,500	11,067,500
Statutory reserve	9,833,705,453	9,193,048,174
Dividend equalization account	1,766,827,195	1,566,827,195
Retained earnings (Including OBU)	6,031,408,172	5,846,833,279
	19,643,008,320	18,617,776,148
Less : Other Intangible Assets (computer software)	117,146,583	86,449,310
Less : Deferred tax asset (95%)	1,521,149,027	1,938,073,047
	18,004,712,710	16,593,253,791
D) Additional Tier-1 Capital		
Non-cumulative irredeemable preference shares	-	-
Instruments issued by the banks that meet the qualifying criteria for AT1	-	-
Others (if any item approved by Bangladesh Bank)	-	-
Less Regulatory Adjustments from AT-1 Capital	-	-
	18,004,712,710	16,593,253,791
E) Tier 1 Capital [C+D]	18,004,712,710	16,593,253,791
F) Tier 2 Capital		
General provision maintained against unclassified loans and off-balance sheet exposures	3,028,505,400	2,772,730,425
Subordinated debt capital	6,040,312,500	6,550,625,000
Assets revaluation reserves	425,206,889	425,206,889
Revaluation reserves of HTM securities	49,965,473	49,965,473
	9,543,990,262	9,798,527,787
Less : 80% Revaluation Reserves for Fixed Assets, Securities	380,137,889	285,103,417
	9,163,852,373	9,513,424,370
G) Total Eligible Regulatory Capital (Tier 1 and 2) [E+F]	27,168,565,083	26,106,678,161
Total capital surplus [G - B]	2,047,856,914	3,498,514,577
Capital to Risk Weighted Assets Ratio (CRAR):		
Common Equity Tier-1 to RWA (C/A)*100	8.51%	8.26%
Tier-1 Capital to RWA (E/A)*100	8.51%	8.26%
Tier-2 Capital to RWA (F/A)*100	4.33%	4.73%
Capital to Risk Weighted Assets Ratio (CRAR) (G/A)*100	12.84%	12.99%

	30-Jun-18 Taka	31-Dec-17 Taka
17. Share premium		
Taka 50 per share on 221,350 ordinary shares of Taka 100 each at the time of issuing shares through initial public	11,067,500	11,067,500
* In compliance with Securities and Exchange Commission (SEC) Order No. SEC /CMRRCD/2009-193/109 dated 15 September 2011 and with the approval of shareholders in the 3rd Extra-ordinary General Meeting (EGM) held on 13 November 2011, the denomination of shares (face value) has been changed from Taka 100 each to Taka 10 each with effect from 4 December 2011 and accordingly the number of shares have been restated.		
18. Statutory reserve		
As per Section 24 (1) of the Bank Companies Act, 1991, an amount equivalent to 20% of profit before taxes for the period has been transferred to the statutory reserve fund as under:		
Opening balance	9,193,048,174	8,134,390,476
Add: Transferred from profit during the period	640,657,279	1,058,657,698
Closing balance	9,833,705,453	9,193,048,174
19. Other reserve		
Revaluation reserve of HFT securities [Note 19.1]	-	-
	-	-
19.1 Other reserve		
In terms of First Schedule (Section 38) of the Bank Companies Act, 1991, and instructions contained in BRPD Circular No. 5 dated 26 May 2008 and Letter No. DOS (SR)1153/120-A/2011-746 dated 29 December 2011 the revaluation reserve for HFT securities has been made as under:		
Opening balance	-	-
Add: Reserve made for the period	-	-
Less: Adjustment during the period	-	-
Closing balance	-	-
20. Dividend equalization account		
As per BRPD Circular Letter No. 18 dated 20 October 2002 issued by Bangladesh Bank, ' <i>Dividend Equalization Account</i> ' has been created by transferring the amount from the profit that is equal to the cash dividend paid in excess of 20%.		
Opening balance	1,566,827,195	1,366,827,195
Add: Transferred for previous year's dividend paid	200,000,000	200,000,000
Closing balance	1,766,827,195	1,566,827,195
21. Assets revaluation reserve		
In terms of Bangladesh Accounting Standard (BAS) 16, 'Property, Plant and Equipment' , and instructions contained in BRPD Circular No. 10 dated 25 November 2002 issued by Bangladesh Bank, all the immovable properties of the Bank has been revalued by a professionally qualified valuation firm of the country. The rationale of the valuation has also been certified by the Bank's external auditors, M/s. A. Qasem & Co., Chartered Accountants. Accordingly, revaluation surplus of Taka 850,413,777 has been included in equity.		
Opening balance	850,413,777	850,413,777
Add : Addition during the period (net)	-	-
Closing balance	850,413,777	850,413,777
22. Revaluation reserve of HTM securities [Note 2.7.3(b)]		
Opening balance	14,001,469	59,754,912
Add: Reserve transferred to Income Account during the period	(2,527,569)	(45,753,443)
Closing balance	11,473,900	14,001,469
23. Contingent liabilities		
Main Operation [Note 23.1]	80,341,912,601	70,500,032,036
Off-shore Banking Unit	3,461,744	1,459,727
	80,345,374,345	70,501,491,763

	30-Jun-18	31-Dec-17
	Taka	Taka
23.1 Contingent liabilities - Main Operation		
a) Acceptances and endorsements	43,140,194,979	38,563,243,345
b) Letters of guarantee		
Local	7,627,385,831	5,587,027,500
Foreign	137,072,608	137,279,829
	7,764,458,439	5,724,307,329
c) Irrevocable letters of credit		
Local		
Cash	398,660,125	509,335,139
Usance	411,966,784	70,023,523
Back to back	5,969,297,757	6,730,613,912
	6,779,924,666	7,309,972,574
Foreign		
Cash	6,763,949,740	6,522,404,552
Usance	11,012,156,474	8,058,021,169
Back to back	2,256,339,203	2,069,711,683
	20,032,445,417	16,650,137,404
	26,812,370,083	23,960,109,978
d) Bills for collection		
Inward	-	-
Outward	615,773	671,384
	615,773	671,384
e) Other contingent liabilities		
Travelers' cheques	-	-
Export Development Fund	-	-
Bangladesh Shanchaya Patra	2,046,385,000	2,251,700,000
Forward Contract	577,888,327	-
	2,624,273,327	2,251,700,000
Total (a+b+c+d+e)	80,341,912,601	70,500,032,036
24. Retained Earnings - Consolidated		
Main Operation [Note 24.1]	5,728,892,595	5,609,800,462
Off-shore Banking Unit	302,515,577	237,032,817
	6,031,408,172	5,846,833,279
24.1 Retained Earnings-Main Operation		
Balance at 1 January	5,609,800,462	5,180,877,091
Dividend paid for previous year's	(600,000,000)	(600,000,000)
Transfer to dividend equalization fund for previous year's dividend paid	(200,000,000)	(200,000,000)
Retained surplus for the current year	919,092,133	1,228,923,371
Closing balance	5,728,892,595	5,609,800,462
24.2 Calculation of Earnings Per Share (EPS)	30-Jun-18	30-Jun-17
	Taka	Taka
The earnings per share of the Bank has been calculated in accordance with the Bangladesh Accounting Standard (BAS) 33, 'Earnings Per Share' under Basic Earning Per Share method as follows:		
Basic earnings (net profit after tax) [numerator]	1,625,232,172	1,419,348,758
Number of ordinary shares outstanding (denominator)	200,000,000	200,000,000
Earnings Per Share (Taka)	8.13	7.10
24.3 Calculation of Net Asset Value (NAV) Per Share		
Total Shareholders Equity	20,504,895,997	18,441,434,604
Number of ordinary shares outstanding (denominator)	200,000,000	200,000,000
Net Asset Value (NAV) Per Share (Taka)	102.52	92.21

		30-Jun-18	30-Jun-17
		Taka	Taka
25. Particulars of profit and loss account			
Income	Notes		
Interest, discount and other similar income	26	10,077,725,191	7,744,507,301
Dividend income	28	5,711,981	4,569,442
Fees, commission and brokerage	29.1	395,893,441	351,124,768
Gains less losses arising from dealing securities		-	-
Gains less losses arising from investment securities	28	1,038,938,782	1,067,408,280
Gains less losses arising from dealing in foreign currencies	29.2	732,755,345	520,085,695
Income from non-banking assets		-	-
Other operating income	30	1,660,666,300	1,511,954,956
Profit less losses on interest rate changes		-	-
		13,911,691,040	11,199,650,441
Expenses			
Interest, fee and commission	27	3,125,537,852	2,336,464,934
Charges on loan losses	41	1,451,085,375.95	750,246,513
Directors' fees	39	145,000	138,120
Administrative expenses	31	3,658,822,185	3,067,508,818
Other operating expenses	43	2,437,759,795	2,103,421,715
Depreciation on banking assets	42	609,579,683	546,766,666
		11,282,929,891	8,804,546,766
Profit before provision		2,628,761,149	2,395,103,676
26. Interest income			
Interest income - Main Operation [Note 26.1]		9,836,643,296	7,679,101,994
Interest income - Off-Shore Banking Unit		394,783,074	257,885,310
Less: Inter Bank transactions [Note 27]		(153,701,179)	(192,480,003)
		10,077,725,191	7,744,507,301
26.1 Interest income - Main Operation			
Interest on loans and advances			
House building loan		62,411,034	42,679,222
Transport loan		77,040,853	70,973,720
Term loan - industrial		2,941,238,486	2,206,184,505
Term loan - others		708,406,003	422,863,091
Secured overdraft		1,063,804,346	939,468,157
Cash credit		1,532,490,681	1,290,179,331
Payment against document - cash		5,648,982	3,568,407
Payment against document EDF- others		85,953,224	133,887,760
Loan against trust receipts		126,337,157	118,055,709
Export cash credit		66,017,469	51,062,541
Loan against accepted bills		250,376,215	157,371,847
Staff loan		15,198,532	14,055,639
SME and consumer finance		2,216,527,577	1,718,435,543
		9,151,450,559	7,168,785,472
Interest on balance with other banks and financial institutions			
Fixed deposits		512,605,079	286,133,403
Special notice deposits		6,052,380	1,167,542
Nostro accounts		7,520,774	2,693,407
Money at call on short notice		159,014,504	220,322,170
		685,192,737	510,316,522
		9,836,643,296	7,679,101,994

	30-Jun-18	30-Jun-17
	Taka	Taka
27. Interest paid on deposits and borrowings etc.		
Main Operation [Note 27.1]	2,996,215,514	2,359,641,963
Off-shore Banking Unit	283,023,517	169,302,974
Less: Inter Bank transactions [Note 26]	(153,701,179)	(192,480,003)
	3,125,537,852	2,336,464,934
27.1		
Interest paid on deposits- Main Operation [Note 27.2]	2,468,044,306	2,169,765,737
Interest paid on borrowings- Main Operation [Note 27.3]	528,171,208	189,876,226
	2,996,215,514	2,359,641,963
27.2 Interest paid on deposits- Main Operation		
Savings deposits	927,153,406	797,221,658
Special notice deposits	329,731,542	183,182,725
Fixed deposits	1,210,134,042	1,188,318,984
Non-resident foreign currency deposits	12,440	16,670
Resident foreign currency deposits	698,861	294,081
Monthly term deposits	314,015	731,619
	2,468,044,306	2,169,765,737
27.3 Interest paid on borrowings- Main Operation		
Interest on borrowing - call loan and term loan	54,761,915	2,720,590
Interest on credit lines	251,138	716,365
Interest paid on subordinated debt	314,641,436	127,945,952
Interest on borrowing under REPO and Re-financing facilities with Bangladesh Bank	158,516,719	58,493,319
Interest on borrowing under REPO with other banks	-	-
	528,171,208	189,876,226
28. Investment income		
Dividend on shares	5,711,981	4,569,442
Interest on treasury bills, bonds and debentures		
Interest on treasury bills and bonds	1,028,091,955	1,050,034,925
Interest on reverse REPO with other banks	-	-
Interest on subordinated bonds	10,846,827	17,373,355
Interest on debenture	-	-
	1,038,938,782	1,067,408,280
Gain on sale of shares	-	-
	1,044,650,763	1,071,977,722
29. Commission, exchange and brokerage		
Commission [Note 29.1]	395,893,441	351,124,768
Exchange earnings (net) [Note 29.2]	732,755,345	520,085,695
	1,128,648,786	871,210,463

	30-Jun-18	30-Jun-17
	Taka	Taka
29.1 Commission		
Commission on Remittances-Local	8,076,393	8,432,948
Commission on Remittances-Foreign	29,589,655	26,746,209
Commission on Letter of Credit-Import	48,621,170	52,957,960
Commission on Letter of Credit-Export	262,348,822	229,687,052
Commission on Export Bills	6,314,751	6,787,933
Commission on Letter of Guarantee	40,012,464	24,966,627
Commission on Sale of Government Saving Instruments	854,349	1,401,239
Commission on Banker to the issue & underwriting	-	-
Other Commission	75,837	144,800
	395,893,441	351,124,768
29.2 Exchange earnings (net)		
From General activities	206,577,910	419,809,804
From Treasury dealings	526,177,435	100,275,891
	732,755,345	520,085,695
30. Other operating income		
Main Operation [Note 30.1]	1,657,054,043	1,508,015,122
Off-shore Banking Unit	3,612,257	3,939,834
	1,660,666,300	1,511,954,956
30.1 Other operating income - Main Operation		
Charges for service	43,480,032	40,422,209
Income from IT service	1,061,298,381	1,041,987,494
Recoveries from client	73,511,360	70,362,705
Service charges on deposit accounts	237,447,513	216,624,526
Income from Export-Import	54,152,949	59,737,111
Examination and appraisal fees	9,603,138	-
Document handling charges-Export	4,883,000	116,000
Locker Rent	3,902,240	3,940,200
Gain on sale of fixed assets	385,091	71,610
Income from Mobile Banking Services	107,305,405	20,924,199
Other earning	61,084,934	53,829,068
	1,657,054,043	1,508,015,122
30.2 Gain on sale of fixed assets		
Some impaired items of fixed assets were sold during the period as under:		
Gain on sale of fixed assets [Note 30.3]	385,091	71,610
	385,091	71,610
30.3 Calculation of income from sale of fixed assets		
Sale proceeds [A]	12,307,910	600,466
Cost price of the sold items	36,617,724	16,678,194
Less: Accumulated depreciation	24,694,905	16,149,338
Written down value [B]	11,922,819	528,856
Net gain [A - B]	385,091	71,610

31. Administrative expenses	Notes	30-Jun-18 Taka	30-Jun-17 Taka
Salary and allowances	32	1,893,921,484	1,630,158,303
Rent, taxes, insurance, electricity, etc.	34	890,733,308	767,791,373
Legal expenses	35	1,939,083	1,676,364
Postage, stamp, telecommunications, etc.	36	176,917,027	142,889,708
Stationery, printings, advertisements etc.	37	271,366,667	173,856,998
Managing Director & CEO's salary and allowances	38	5,248,000	5,248,000
Auditors' fees	40	329,000	225,500
Repair and maintenance	42	418,367,616	345,662,572
		3,658,822,185	3,067,508,818
32. Salary and allowances			
Main Operation [Note 32.1]		1,891,909,775	1,627,833,144
Off-shore Banking Unit		2,011,709	2,325,159
		1,893,921,484	1,630,158,303
32.1 Salary and allowances-Main Operation			
Basic salary		791,146,036	719,855,654
House rent allowance		398,203,127	360,209,646
Conveyance allowance		78,280,996	73,809,422
Other allowances		85,211,657	66,529,628
Bank's contribution to provident fund		72,856,903	66,814,508
Medical expenses		84,847,103	73,796,011
Bonus		244,563,953	159,518,275
Gratuity		36,800,000	107,300,000
Superannuation		100,000,000	-
		1,891,909,775	1,627,833,144
33. Number of employees and remuneration thereof			
As per the Schedule XI of the Companies Act, 1994, the number of employees (including contractual employees) engaged for the whole year or part thereof who received a total remuneration of Taka 36,000 per annum or Taka 3,000 per month were 7,519 as at 30 June 2018 compared to 6,323 as at 30 June 2017.			
34. Rent, taxes, insurance, electricity, etc.			
Rent			
Office premises		339,449,118	433,799,848
ATM Booths and other installations		211,436,591	58,096,124
		550,885,709	491,895,972
Rates and taxes			
Rates		2,412,000	1,094,475
Taxes		3,145,248	2,208,366
		5,557,248	3,302,841
Insurance			
Cash		13,633,513	16,376,858
Vehicles		2,077,546	2,560,491
Deposits		70,650,402	63,000,864
Other properties		6,709,636	5,334,255
		93,071,097	87,272,468
Electricity and sanitation			
Light and power		234,456,344	180,201,928
Water and sewerage		4,108,075	3,595,957
Utilities		2,654,835	1,522,207
		241,219,254	185,320,092
		890,733,308	767,791,373
35. Legal expenses			
Legal expenses		1,939,083	1,676,364
		1,939,083	1,676,364

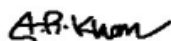
	30-Jun-18	30-Jun-17
	Taka	Taka
36. Postage, stamp, telecommunications, etc.		
Main Operation [Note 36.1]	176,914,078	142,887,239
Off-shore Banking Unit	2,949	2,469
	176,917,027	142,889,708
36.1 Postage, stamp, telecommunications, etc.-Main Operation		
Postage	12,007,091	13,669,875
Telephone	8,010,534	6,179,987
Radio link	149,057,027	115,979,561
Swift, Reuters, internet, etc.	7,839,426	7,057,816
	176,914,078	142,887,239
37. Stationery, printings, advertisements etc.		
Printing and stationery:		
Printed stationery	27,204,233	23,668,155
Security stationery	20,814,682	20,241,059
Petty stationery	25,234,448	27,727,559
	73,253,363	71,636,773
Publicity and advertisement	198,113,304	102,220,225
	271,366,667	173,856,998
38. Managing Director & CEO's salary and allowances		
Basic salary	3,180,000	3,180,000
House rent allowance	240,000	240,000
House maintenance	180,000	180,000
Bank's contribution to provident fund	318,000	318,000
Leave fare assistance	120,000	120,000
Other allowances	180,000	180,000
Bonus	1,030,000	1,030,000
	5,248,000	5,248,000
39. Directors' fees		
Honorarium for attending meeting	145,000	137,070
Incidental expenses for attending meeting	-	1,050
	145,000	138,120
40. Auditors' fees		
Statutory annual audit fees	260,000	75,500
Special audit fees	69,000	150,000
Fees for various certification	-	-
	329,000	225,500
41. Charges on loan losses		
Loan written- off	1,451,085,376	750,246,513
Interest waived	-	-
	1,451,085,376	750,246,513
42. Depreciation and repair of bank's assets		
Depreciation on fixed assets including building, furniture and fixtures		
Main Operation [Note 42.1]	609,579,683	546,766,666
Off-shore Banking Unit	-	-
	609,579,683	546,766,666
Repair and maintenance		
Main Operation [Note 42.2]	418,306,623	345,532,082
Off-shore Banking Unit	60,993	130,490
	418,367,616	345,662,572
	1,027,947,299	892,429,238

	30-Jun-18	30-Jun-17
	Taka	Taka
42.1 Depreciation on fixed assets including land, building, furniture and fixtures - Main Operation		
Land	-	-
Building (including lease hold property)	4,994,300	4,994,297
Interior decoration	50,400,776	47,502,095
Furniture and fixtures	13,722,979	13,544,775
Other machinery and equipment	112,459,398	97,255,942
Computer equipment	190,566,688	135,167,968
Computer software	29,194,937	41,313,102
Motor vehicles	29,898,203	20,713,516
ATM Booth	48,474,000	48,467,041
ATM and Fast Track (ATM & Deposit Machine)	129,859,389	137,798,866
Books	9,013	9,064
	609,579,683	546,766,666
42.2 Repair and maintenance - Main Operation		
Premises	95,106,491	100,048,190
Vehicles	25,924,179	24,383,071
Computers	297,275,953	221,100,821
	418,306,623	345,532,082
43. Other expenses		
Main Operation [Note 43.1]	2,437,746,392	2,103,076,097
Off-shore Banking Unit	13,403	345,618
	2,437,759,795	2,103,421,715
43.1 Other expenses- Main Operation		
Entertainment expenses	20,662,231	19,400,518
Fuel and lubricant	26,473,953	25,780,220
Subscription and donations	5,609,367	6,695,877
Annual general meeting	1,322,128	521,508
Casual wages and allowances	517,238,510	418,586,534
Travelling expenses and allowances	192,451,663	171,883,088
Petty conveyance	20,767,685	15,856,952
Credit rating fees	115,000	230,000
News papers, periodicals, learning materials etc.	1,596,123	659,019
Crockerries	165,274	323,882
Debit and Credit Card expenses	247,475,171	194,593,654
ATM expenses	2,668,301	12,352,303
Tele Banking Expenses	30,425,647	115,683
Cash carrying charges	18,015,110	17,440,077
ATM cash replenishment charges	329,800,000	289,873,000
Recruitment, training, seminar and workshop	10,855,362	7,074,556
Service charge on nostro account and others	22,503,542	33,046,495
Consultancy fees	2,725,657	1,710,029
Business promotion and development	651,293,642	572,585,207
Laundry and cleaning	232,455	219,862
Other expenses for Mobile Banking Services	175,222,175	225,182,840
Other expenses for Agent Banking Services	156,057,631	87,220,386
Miscellaneous	4,069,765	1,724,407
	2,437,746,392	2,103,076,097

	30-Jun-18 Taka	31-Dec-17 Taka
44 Cash and cash-equivalents		
Main Operation [Note 44.1]	59,920,204,612	62,204,560,917
Off-shore Banking Unit	2,760,899,711	4,334,427,700
	62,681,104,323	66,538,988,617
 44.1 Cash and cash-equivalents - Main Operation		
Cash in hand (including foreign currencies)	11,964,935,205	11,213,603,710
Balance with Bangladesh Bank and its agent bank (including foreign currencies)	25,280,301,941	19,668,113,433
Balance with other banks and financial institutions	20,583,906,210	31,316,885,874
Prize bonds	11,061,256	5,957,900
Money at call on short notice	2,080,000,000	-
	59,920,204,612	62,204,560,917



Chairman



Director



Director



Managing Director & CEO

Dhaka, 24 July 2018